



HBM Healthcare Investments

UNIQUE INVESTMENTS IN PRIVATE AND
LISTED LIFE SCIENCES COMPANIES

MAY 2024



About HBM Healthcare Investments

Profile

Swiss investment company with \$2.0 billion assets
holding a global portfolio of emerging life sciences companies

<p>Unique</p> <p>Swiss-based, permanent capital, healthcare-dedicated investment vehicle to invest in both private and public companies</p>	<p>Investments</p> <p>Focusing on growth companies in the biotech, medical technology, diagnostic and health IT sectors</p>	<p>Portfolio companies</p> <p>Achieved proof of concept and/or major clinical and regulatory milestones before investment</p>	<p>Expertise</p> <p>Dedicated investment teams for private equity and public equity with a global industry network and external business advisors</p>
<p>HBM strategy</p> <p>Validated by over 65 trade sales or IPOs since 2010</p>	<p>Portfolio mix</p> <p>Lower volatility of NAV through private equity investments and opportunistic hedging</p>	<p>Distribution</p> <p>Attractive distribution policy with 3-5% yield target p.a. (based on the share price)</p>	<p>Established in 2001</p> <p>and SIX Swiss Exchange-listed since 2008 with approx. 3'900 shareholders</p>

At a Glance

Registered Shares (CHF)

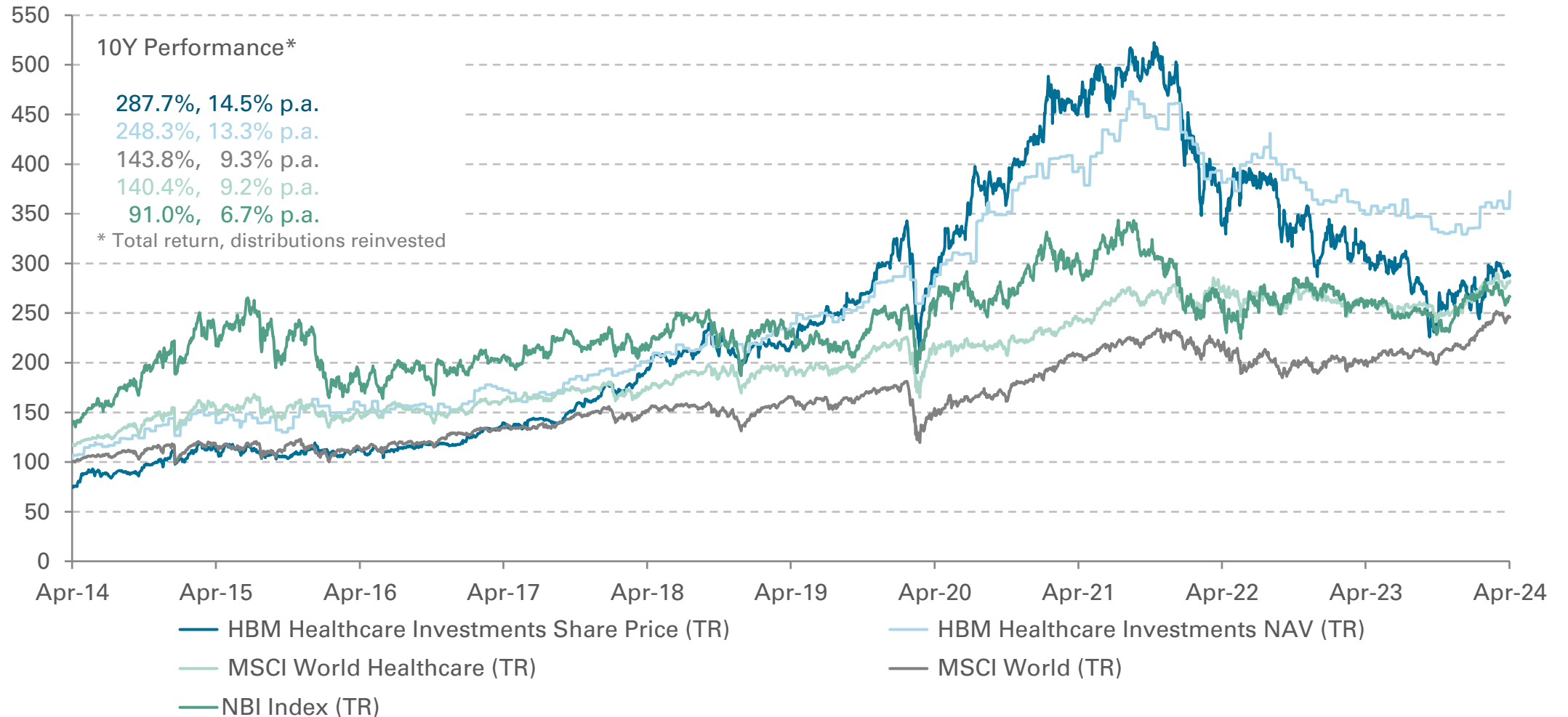
Total assets	1'867 million
Net assets (NAV)	1'745 million
Market capitalisation	1'297 million
Share price	186.40
NAV per share	254.66
Premium (+) / Discount (-)	-26.8%
Average daily liquidity <small>(1 year)</small>	~ 5'000 shares ~ 0.9 million
Number of issued shares	6.96 million
Number of shareholders	~ 3'900

Performance (CHF)

Net return <small>(including distribution)</small>	2024	2023	2022	2021	5Y Return p.a.	10Y Return p.a.
NAV	13.2%	-8.3%	-21.7%	19.0%	9.3%	13.3%
Share price	2.1%	-5.4%	-37.8%	15.2%	5.8%	14.5%
Distribution CHF		7.50	9.70	12.50*		
Distribution yield		3.5%	3.5%	3.8%		
Share price			5Y Volatility p.a. 29.1%		1Y Volatility p.a. 29.6%	
NAV			16.0%		10.6%	

Data as of 30 April 2024, * includes special distribution of CHF 3.00 in 2021 to mark the 20th anniversary of HBM

Indexed Performance Over 10 Years



Source: Bloomberg, Data as of 30 April 2024, in CHF, indexed since inception (12.07.2001 = 100), distributions reinvested

Portfolio Highlights Over the last 3 Years



Data as of 30 April 2024

Proven Track Record of more than 65 Trade Sales and IPOs in 10 Years



Data as of 30 April 2024

Investment Strategy

Innovation

- Investment focus on companies with innovative platforms and drug candidates

Private and Public

- Portfolio of private and small-cap public companies (generally market capitalisation below USD 2 bn)

Proof of Concept

- Investments typically first made in a venture round when company has product(s) in clinical development and has achieved “proof of concept”

Follow-on

- Subsequently, investment may be increased substantially in follow-on financings, provided the value-creation potential is intact

Active Participation

- Active participation with companies to develop towards trade sale or IPO

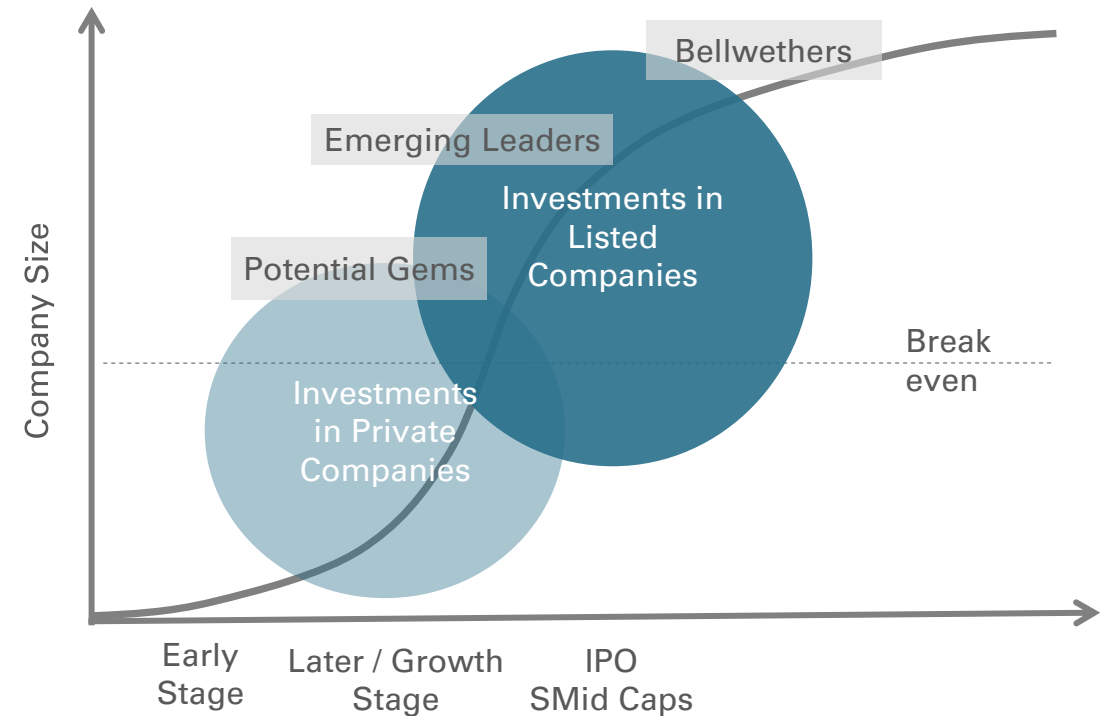
Flexibility

- Permanent capital structure provides flexibility to further increase investments at or after the IPO

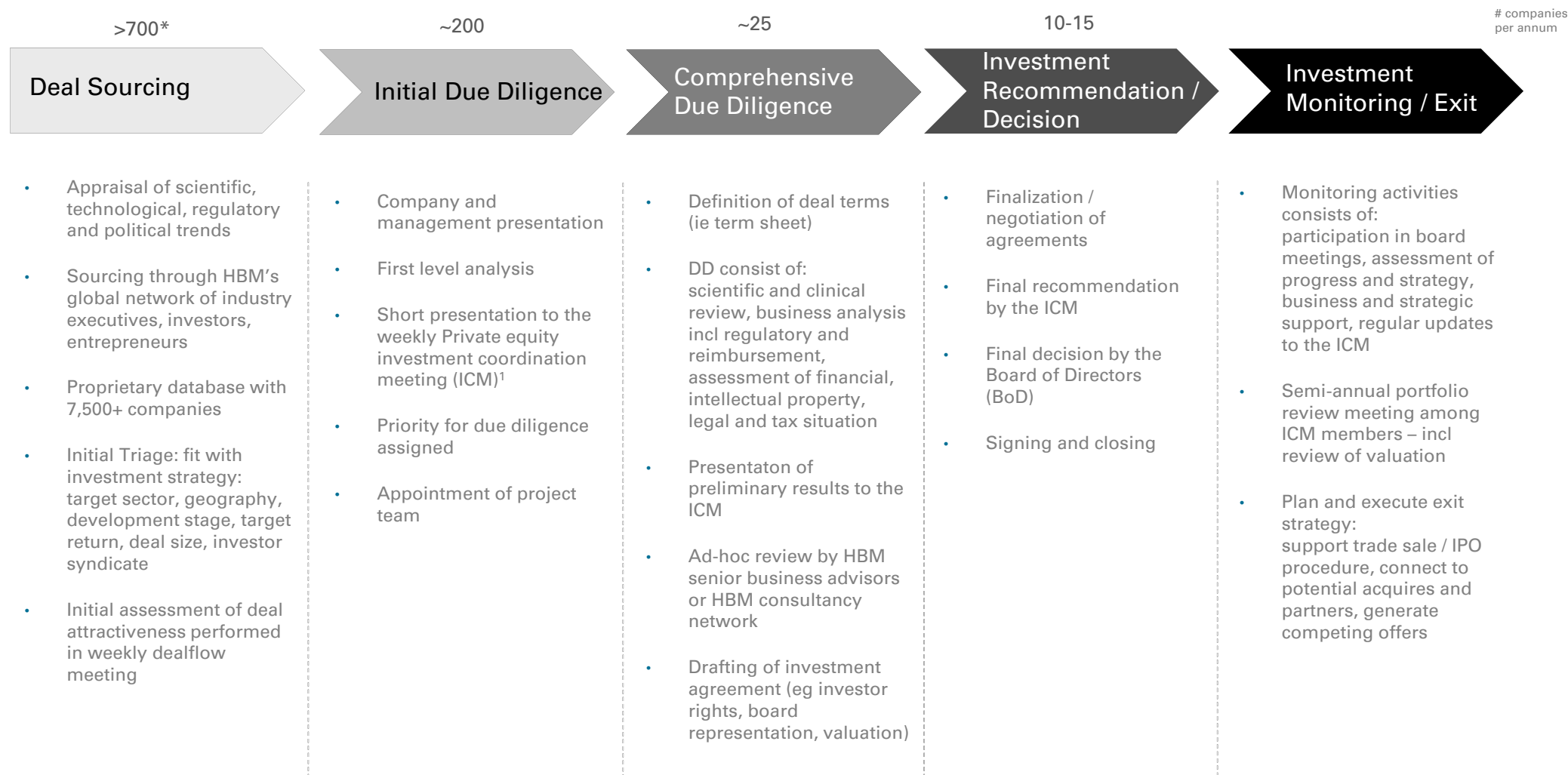
Investment Approach

Investment Approach

- Fundamental long with private and public healthcare investments
- Bottom-up selection of investments with solid long-term growth potential
- Diversified portfolio approach
- Sourcing of proprietary private deal flow
- Active lead/co-lead investor in private companies with board representation
- HBM takes an active role and assumes entrepreneurial responsibility together with the management team
- Maximum single position limit at time of investment up to 10% of NAV



Private Equity Investment Process



* Deal Flow: 45% USA/Canada, 40% Western Europe, 15% RoW; 60% Biotech, 30% Medtech & Diagnostics, 10% Other

¹ ICM: Regular meeting of all HBM investment professionals including CEO, CFO, Head Private Equity and Risk / Investment Compliance Officer.

Main function: Overall review and discussion of potential new investments and progress of existing investments. Consultative vote on new and follow-on investments.

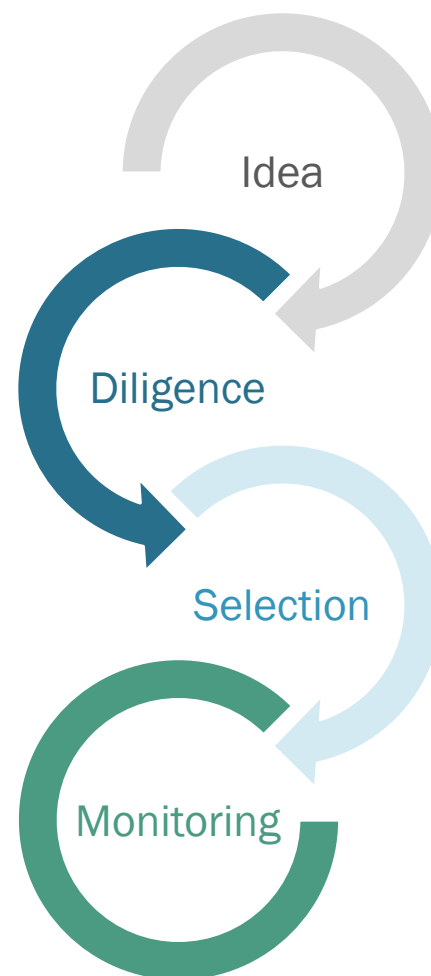
Public Equity Investment Process

Due Diligence

- Scientific and clinical review: Survey of scientific literature and journals, study of clinical trials and regulatory paths
- Business analysis: Detailed financial modelling and projections for companies, comparison vs market consensus, comparable company analysis
- Assessment of stakeholders and their track record
- Explore patent situation
- Issue investment thesis and rationale

Portfolio & Risk Management

- Survey of general market environment
- Continuous re-evaluation of investment theses and price targets
- Dynamically modify position sizes according to latest assessments
- Strictly stick to portfolio guidelines
- Risk controls through active exposure management and strict position limits



Idea Generation

- Appraisal of scientific, technological, regulatory and political trends
- Universe of >1,500 healthcare companies (approx. 15% are covered by stock market analysts)
- Proprietary database with 750+ companies
- Regular attendance of industry, medical and scientific conferences
- Close relationship to industry, medical experts and C-level executives
- Priority ratings for due diligence assigned

Stock Selection & Portfolio Construction

- Determine exposure and position size
- Investment decision is made by the portfolio manager
- Initiate new position based on risk/reward considerations, investment thesis, time to value inflection point and fit in overall portfolio
- Scale position size according to conviction level
- Portfolio is continuously analysed to identify new investments that offer more attractive opportunities

Deal Sourcing of Private Equity Investments



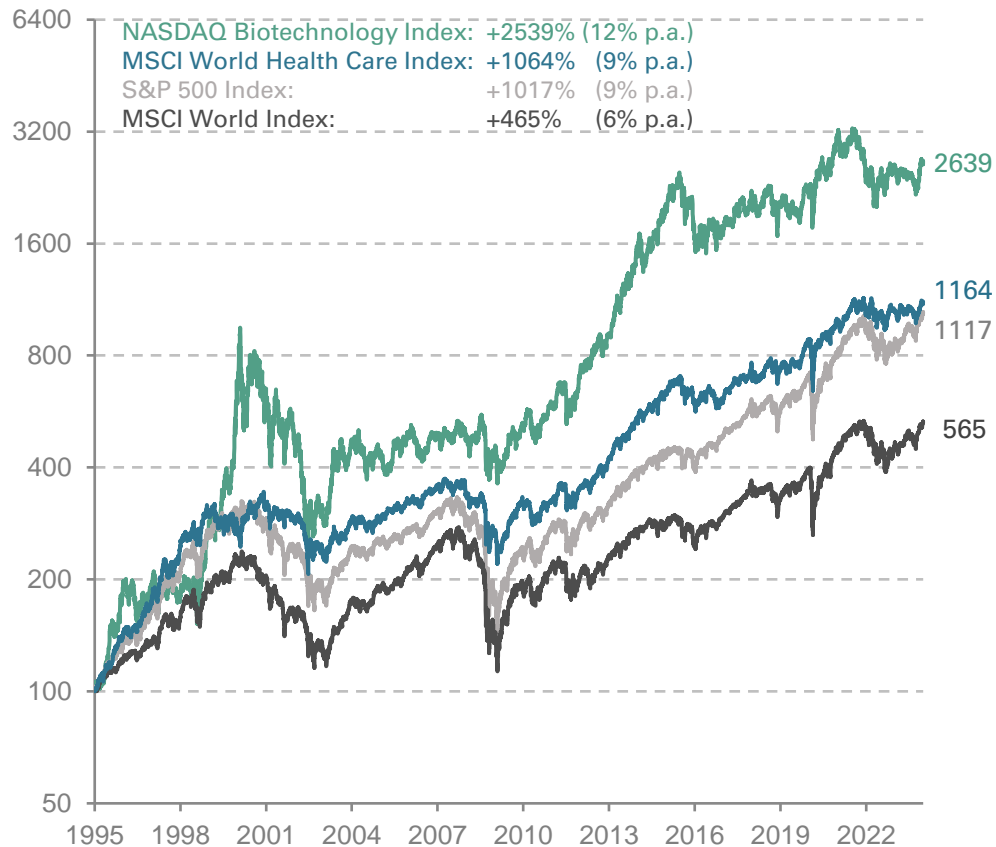
Investments > CHF 5 million; data as of 31 December 2023



Healthcare Sector

Attractive Growth Sector with Strong Fundamentals and Drivers

Biotech Outperformed the Market Over Short & Long Term



Source: Bloomberg, data as of 31 March 2024, in USD

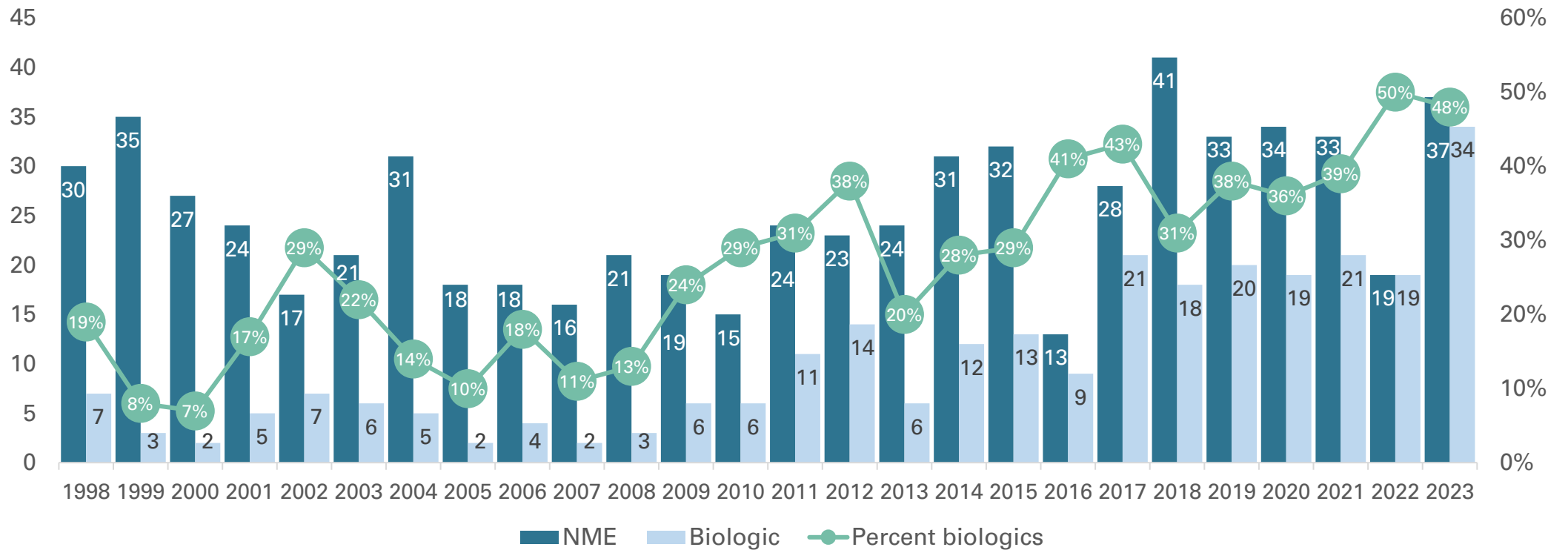
- Healthcare sector’s fundamentals remain intact and are supportive for further outperformance
- Sales from drugs and medical devices > \$1.4 trillion p.a. representing more than 25% of the healthcare industry’s total revenues
- Biotech sector resilient to economic cycles with high profit margins, strong cash-flows and highest returns in healthcare
- > 90% of next-generation biotherapeutics (cell-, gene- and nucleotide-therapies) developed by emerging biopharma
- Sustainable market drivers such as ageing population, favorable regulatory environment, greater scientific understanding, and an increasingly affluent middle class
- Market positioned for further upside given attractive valuations, could be complemented by acceleration in M&A

Constructive Environment for Drug Approvals

The US regulator approved record numbers of new drugs in 2023

Number of Approvals per year

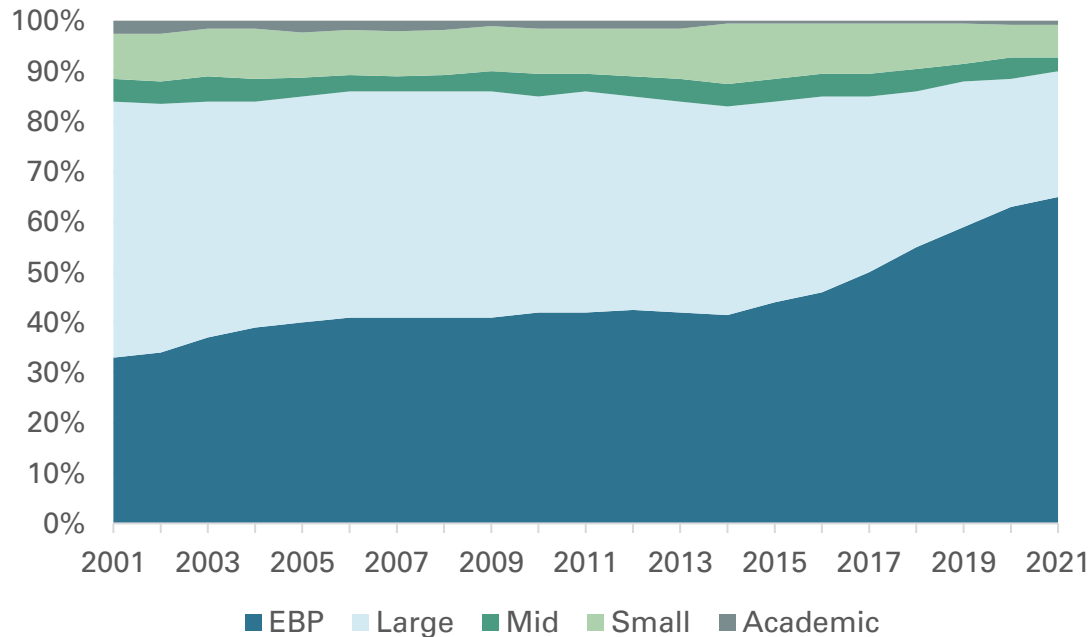
Percentage biologics



Source: Nature Biotechnology (February 2024)

Emerging Biotech Companies as the Backbone of Innovation

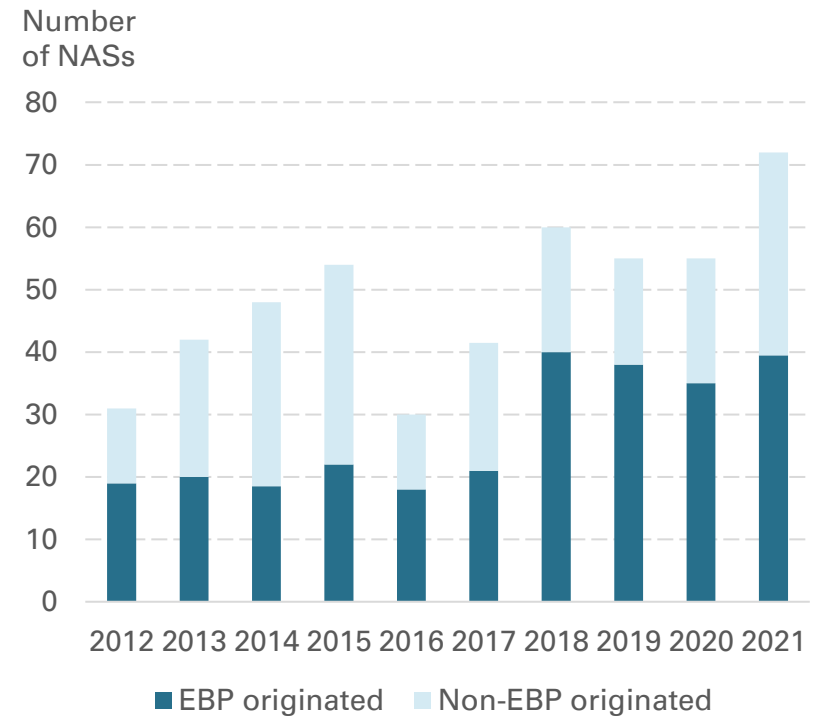
Share of R&D Pipeline by Company Type



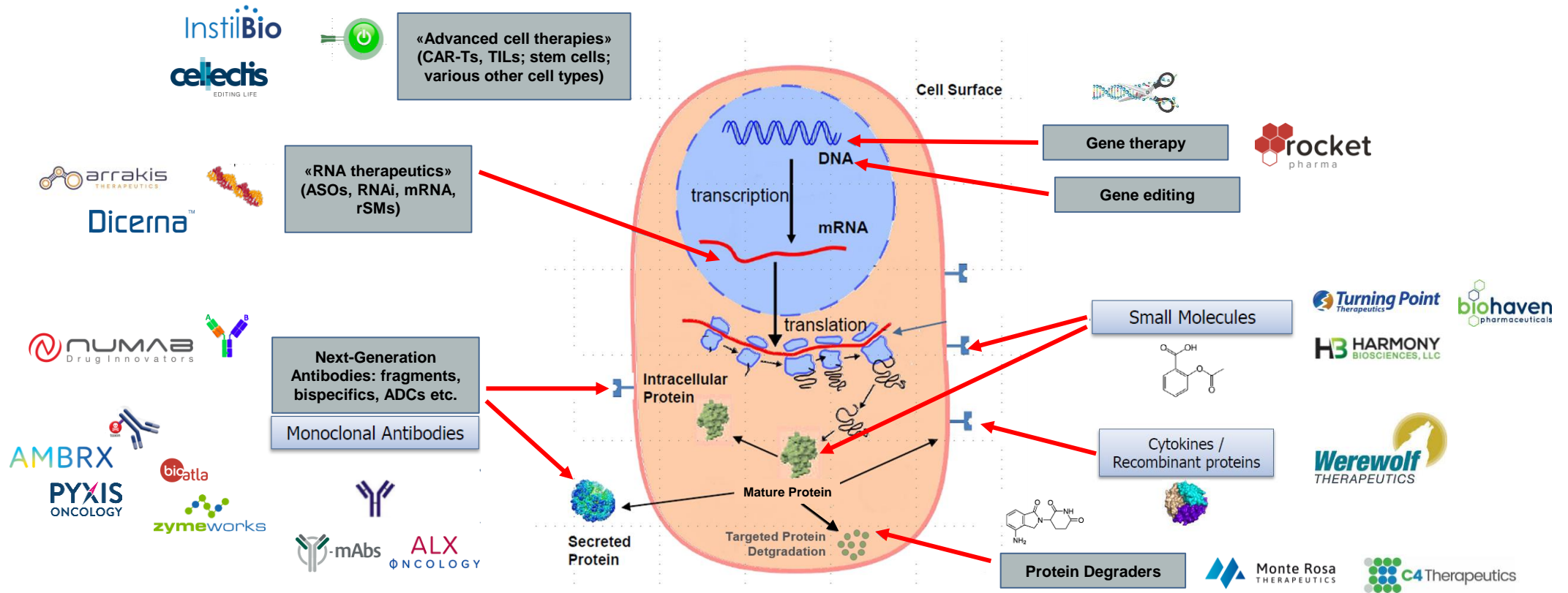
Emerging Biopharma “EBP” (sales <\$500 million and R&D Spend <\$200 million); Small Pharma (sales \$500 million-\$5 billion); Mid-sized Pharma (sales \$5-\$10 billion); Large Pharma (sales > \$10 billion)

Source: IQVIA Pipeline Intelligence, Dec 2021; IQVIA Institute, Jan 2022

Source of Origination for Novel Active Substances (NAS) Launched



New and Changing Treatment Modalities - Today and Tomorrow



Note: Previous and current HBM portfolio companies
Graphic adapted from: Orbimed

Vivid Environment with High M&A Premiums

2023/24 Acquisitions

Date	Acquirer	Company acquired	Price	Premium*
19.3.24	AstraZeneca	Fusion	\$2,000m	97%
12.2.24	GILEAD	CYMABAY	\$4,300m	27%
5.2.24	NOVARTIS	morphosys	€2,700m	18%
8.01.24	Johnson & Johnson	AMBRX	\$2,000m	105%
26.12.23	Bristol Myers Squibb	RayzeBio	\$4,100m	104%
22.12.23	Bristol Myers Squibb	KARUNA THERAPEUTICS	\$14,000m	53%
6.12.23	abbvie	cerevel	\$8,700m	22%
30.11.23	abbvie	immunogen	\$10,100m	95%
8.10.23	Bristol Myers Squibb	MIRATI THERAPEUTICS	\$4,800m	-4%
3.10.23	Lilly	POINT	\$1,400m	87%
28.7.23	Biogen	REATA PHARMACEUTICALS	\$7,300m	59%
20.6.23	Lilly	DICE	\$2,400m	42%
12.6.23	NOVARTIS	CHINOOK	\$3,200m	67%
10.5.23	SObi	CTI	\$1,700m	89%
30.4.23	astellas	IVERIC BIC	\$5,900m	22%
18.4.23	GSK	Bellus HEALTH	\$2,000m	103%
16.4.23	MERCK	Prometheus	\$10,800m	75%
13.3.23	Pfizer	Seagen	\$43,000m	33%
13.3.23	SANOFI	proventionbio	\$2,900m	273%

 HBM Healthcare Investments invested at time of M&A

*Premiums are calculated from the closing price of the acquired company's shares on the previous trading day

Source: Biopharma Dive M&A, March 2024

2022 Acquisitions

Date	Acquirer	Company acquired	Price	Premium*
12.12.22	AMGEN	HORIZON	\$27,800m	20%
21.11.22	MERCK	IMAGO BIOSCIENCES	\$1,350m	107%
24.10.22	Sumitomo Biopharma	MYOVANT SCIENCES	\$1,700m	10%
18.10.22	LG Chem	AVEO ONCOLOGY	\$487m	78%
18.10.22	Lilly	AKOUCS	\$566m	43%
1.9.22	Novartis	forma THERAPEUTICS	\$1,100m	49%
8.8.22	Alcon	aerie	\$770m	37%
8.8.22	Pfizer	GBT	\$5,400m	7%
4.8.22	AMGEN	Amgen	\$4,000m	116%
11.7.22	INNOVIVA	La Jolla	\$149m	84%
23.6.22	Sumitomo Biopharma	RADIUS	\$890m	12%
3.6.22	Bristol Myers Squibb	Turning Point	\$4,100m	122%
31.5.22	GSK	Affinivax	\$2,100m	private
10.5.22	Pfizer	biohaven	\$11,600m	79%
19.4.22	REGENERON	CHECKMATE	\$250m	335%
13.4.22	GSK	SIERRA ONCOLOGY	\$1,900m	39%
13.4.22	Halozyne	antares	\$960m	50%
14.2.22	Collegium Pharmaceutical	biodelivery	\$604	54%
19.1.22	ucb	ZOGENIX	\$1,900m	66%

Many Pharma Patent Expiries Due to Come

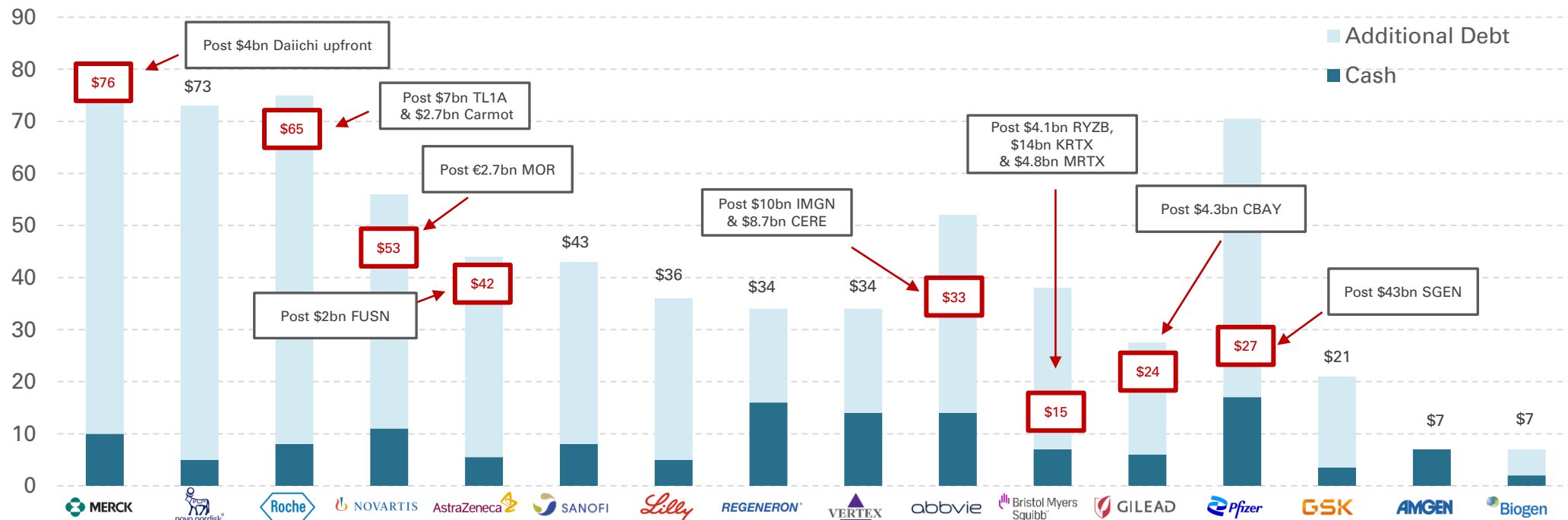
2023		2024		2025		2026		2027		2028	
Company	Product ('22 sales)	Company	Product ('23 sales)	Company	Product ('24 sales)	Company	Product ('25 sales)	Company	Product ('26 sales)	Company	Product ('27 sales)
abbvie	Humira (\$21bn)	REGENERON	Eylea (\$10bn)	AstraZeneca	Soliris (\$2.7bn)	NOVARTIS	Entresto (\$7bn)	Pfizer	Eliquis (\$15bn)	MERCK	Keytruda (\$30bn)
Johnson & Johnson	Stelara (\$10bn)	AstraZeneca	Brilinta (\$1.4bn)	Bristol Myers Squibb	Yervoy (\$3bn)	EXELIXIS	Cabometyx (\$1bn)	abbvie	Imbruvica (\$12bn)	Bristol Myers Squibb	Opdivo (\$13bn)
Jazz Pharmaceuticals	Xyrem (\$1bn)	J&J	Xarelto (\$3bn)	Pfizer	Xeljanz (\$2bn)	IPSEN	Pomalyst (\$2.5bn)	Bristol Myers Squibb	Ibrance (\$9bn)	AMGEN	Otezla (\$3bn)
Biogen	Tysabri (\$1.9bn)	BAYER	Victoza (\$1.3bn)	AMGEN	Prolia / Xjeva (\$6bn)	MERCK	Januvia / Janumet (\$1bn)	Lilly	Trulicity (\$8bn)	GSK	Tivicay (\$4.5bn)
sunovion	Latuda (\$2bn)	nov Nordisk				Roche	Perjeta (\$5.5bn)				
NOVARTIS	Gilenya (\$1.6bn)										
Takeda	Vyvanse (\$3.4bn)										
Total 'At-Risk' Revenue:		~\$41bn	~\$16bn	~\$14bn	~\$17bn	~\$44bn	~\$50bn				

Source: Andrew Pannu, Stifel, November 2023

With so Much Firepower, M&A Likely to Continue

Pharma capacity available

Cash, debt or capacity in \$bn



Source: FactSet, Jefferies Analysis, data as of March 2024



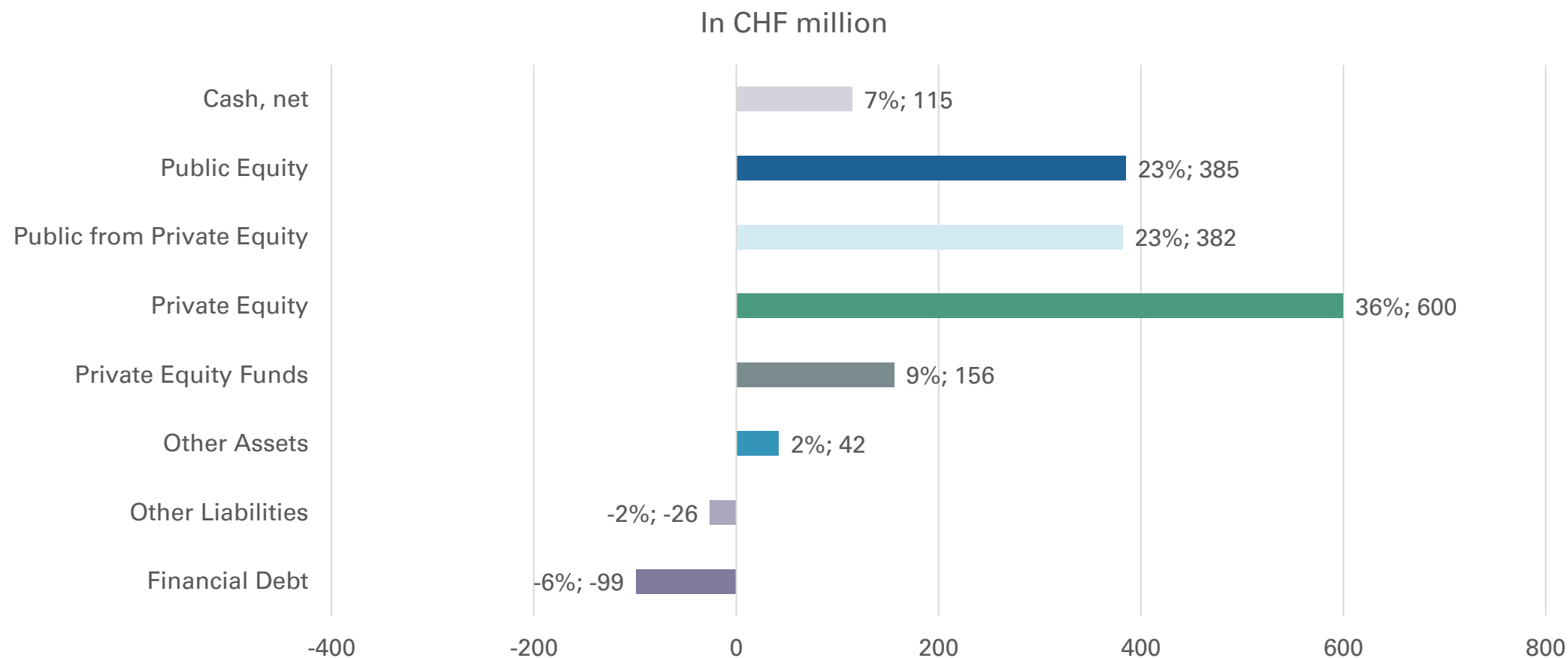
Investment Portfolio

A Global Portfolio



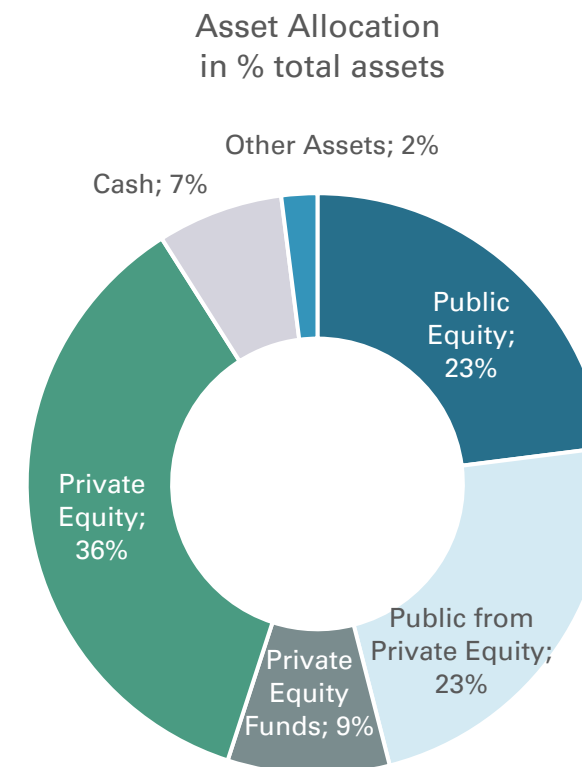
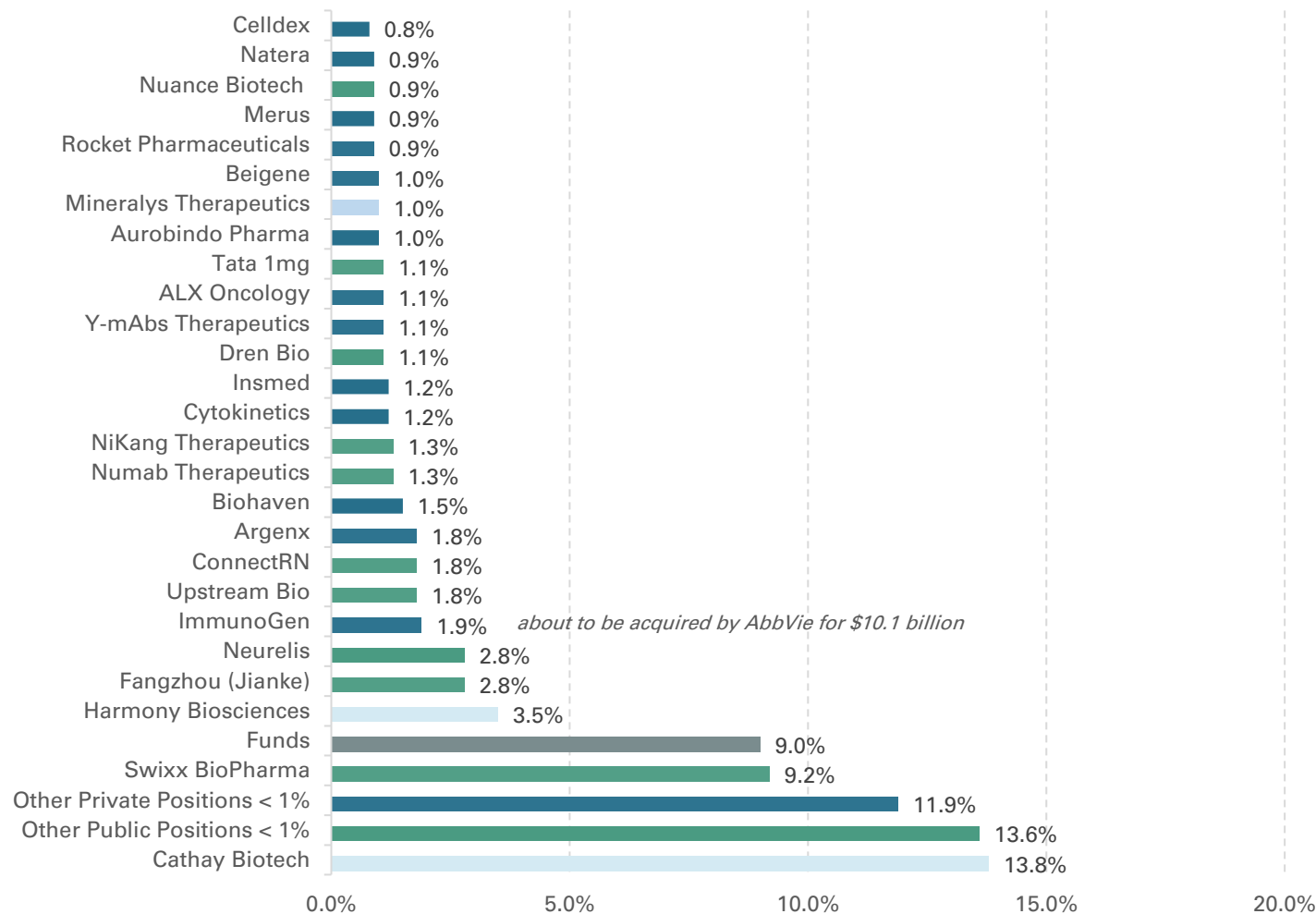
Data as of 31 December 2023 (Selection)

Asset Allocation



Data as of 31 December 2023, in % of total assets of CHF 1'680 million

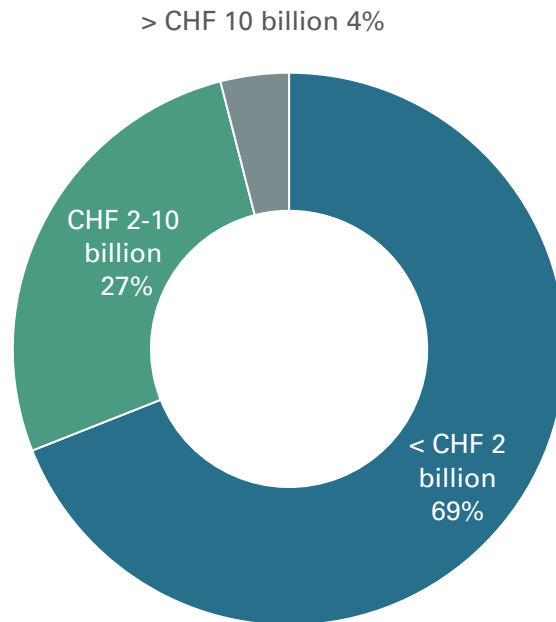
Diversified Investment Portfolio



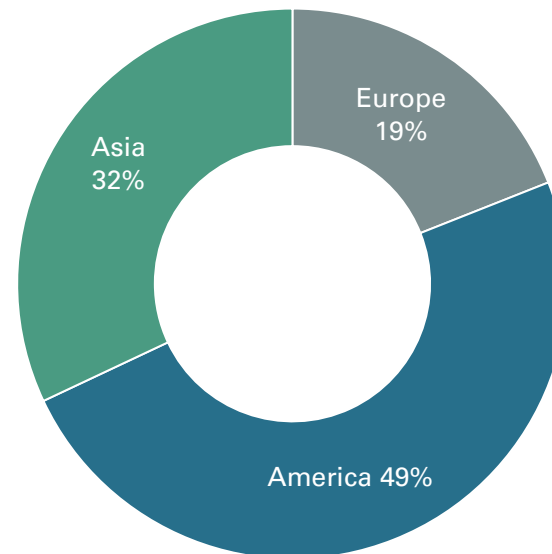
Data as of 31 December 2023, in % of total assets of CHF 1'680 million, Top 10: 40.9%

Portfolio Breakdown by Market Cap, Geography and Currency

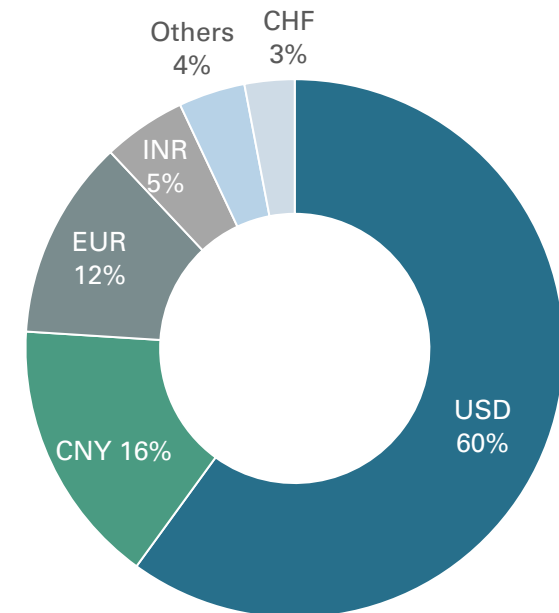
Market Capitalisation



Geography



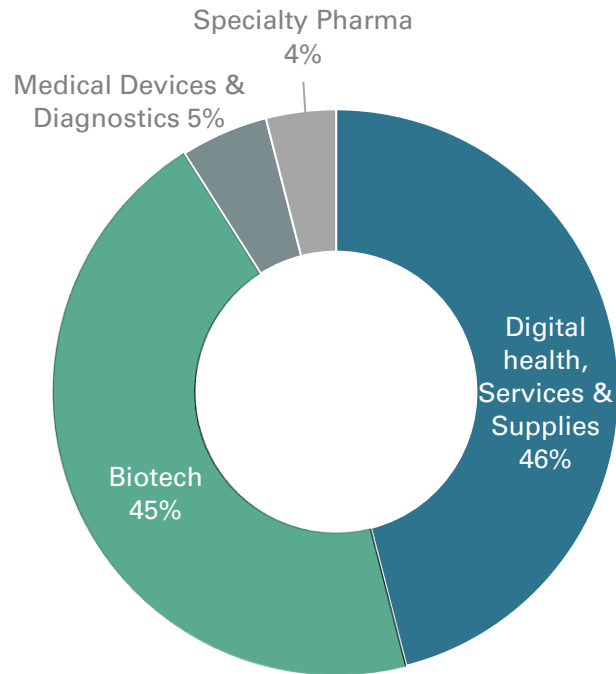
Currency



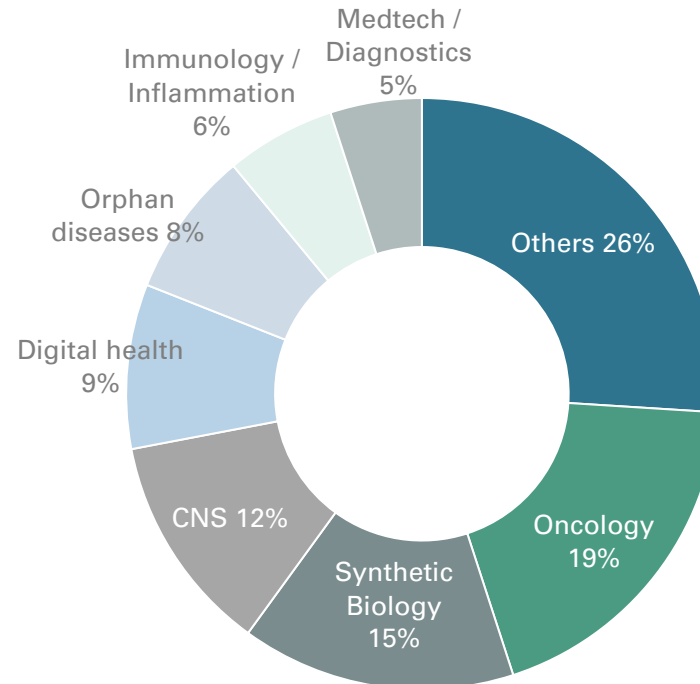
Data as of 31 December 2023, in % of investments, currency in % of total assets

Portfolio Breakdown by Sector, Therapy and Development Stage

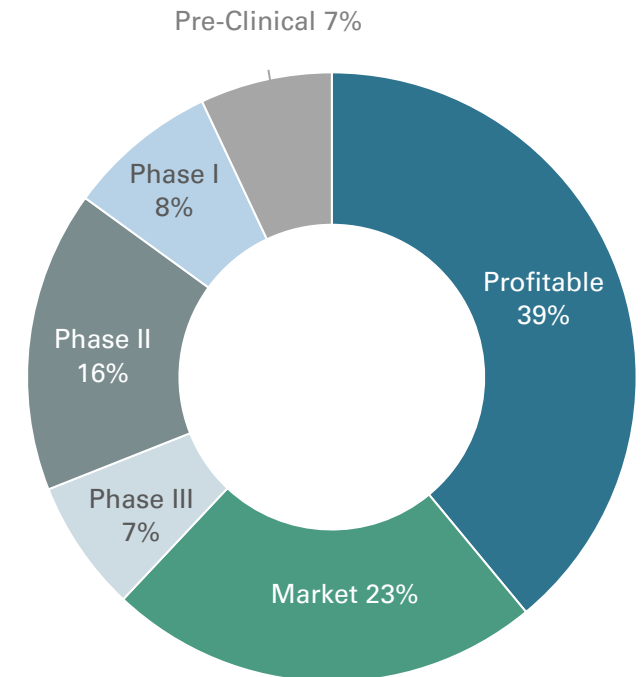
Sector Breakdown



Therapeutic Area

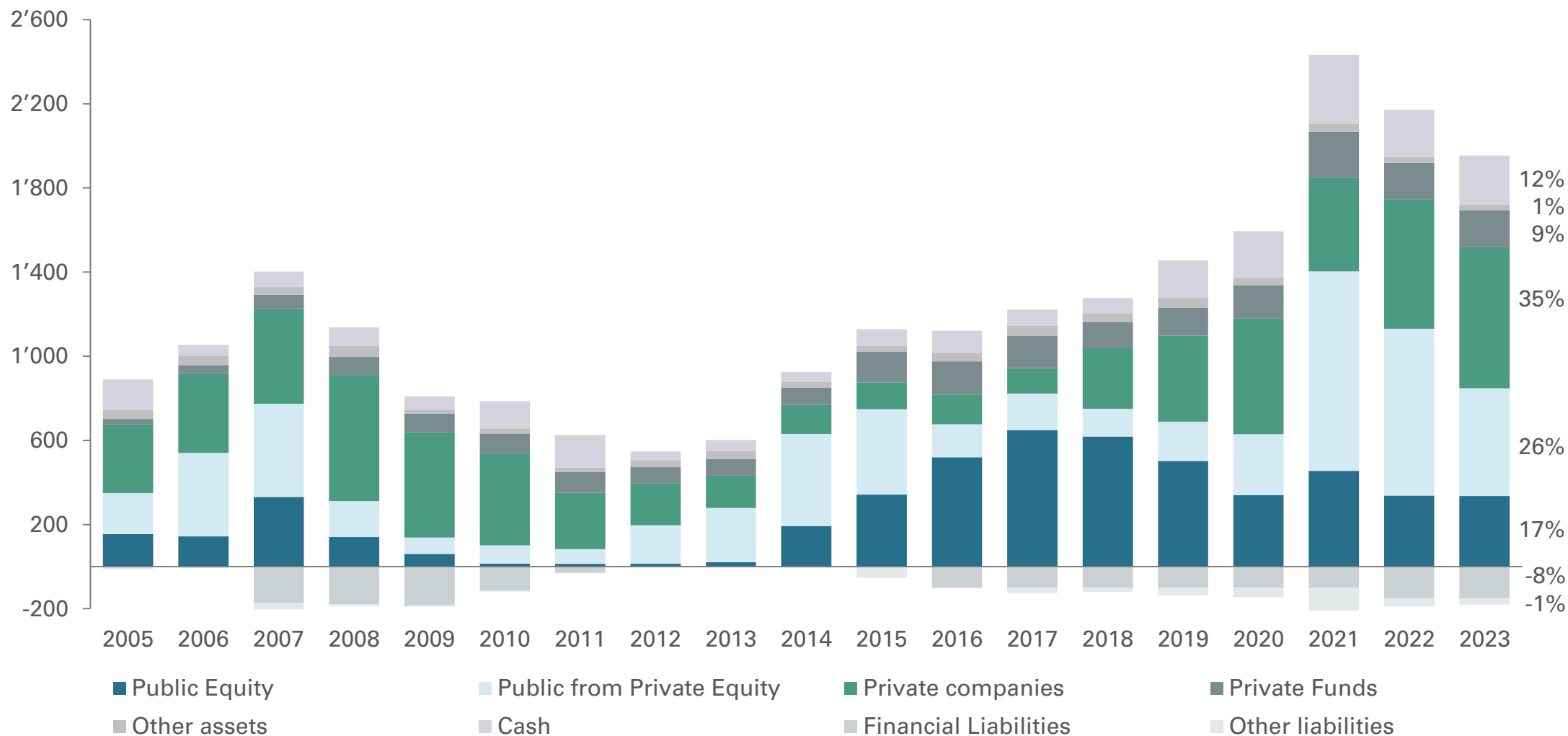


Development Stage

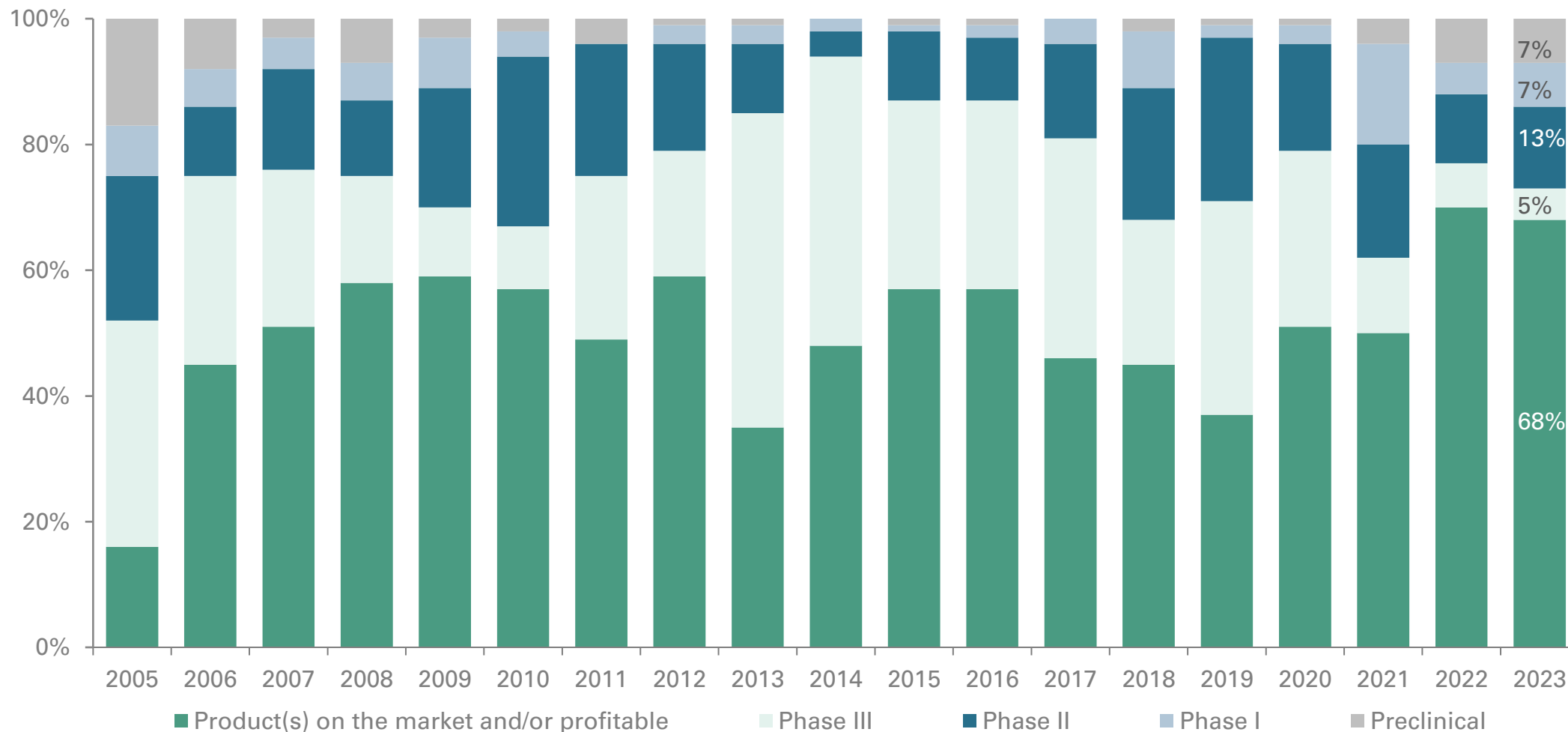


Data as of 31 December 2023, in % of investments, development stage: lead program by stage

Development of Asset Allocation



Development Stage of Lead Product

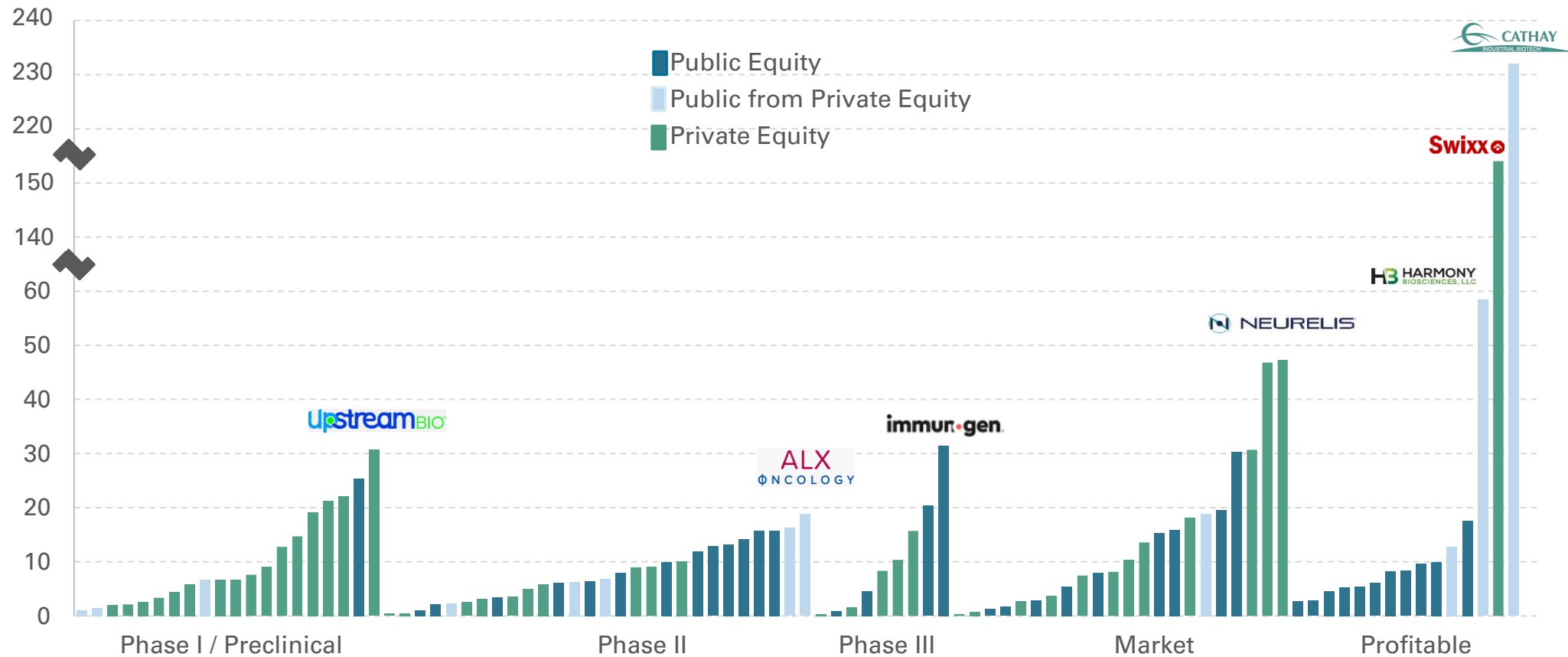


Data as of the end of each financial year (last column: 31 March 2023), in % of investments

Portfolio by Development Stage of Lead Asset







Well balanced portfolio from a risk perspective

HBM book value
in CHF m



Data as of 31 December 2023







Largest Investments (1/2)

Company	Core Business	Company Stage	Ticker	Market Capitalisation (CHF m)	Ownership (%)	Book Value (CHF m)	% of Total Assets
 CATHAY INDUSTRIAL BIOTECH	Synthetic biology (long chain diacids, carbohydrates, special enzymes, green nylon)	Profitable	688065 CH (ex private)	3'799	6.1	232.1 ¹⁾	13.8
 Swixx BioPharma Modern Medicines for All	Full representation of biopharma companies in central and eastern Europe	Market	Private	585*	26.3	153.8	9.2
 HB HARMONY BIOSCIENCES, LLC	Drug for the treatment of narcolepsy (with and without cataplexy)	Profitable	HRMY (ex private)	1'591	3.7	58.4	3.5
 NEURELIS	Nasal spray for the treatment of epileptic seizures	Market	Private	452*	10.5	47.3	2.8
 健客 买正品药上健客 jianke.com	China's leading B2C SmartCare service platform (online pharmacy, chronic disease management service center)	Market	Private	872*	5.4	46.8	2.8
 connect RN	Provider of the nurse-centric staffing app in the US	Market	Private	154*	20.0	30.7	1.8

1) Deferred tax on capital gain and VAT not included – separately accrued in the books of the company

Data as of 31 December 2023, * Implied company valuation (for private companies)

Largest Investments (2/2)

Company	Core Business	Company Stage	Ticker	Market Capitalisation (CHF m)	Ownership (%)	Book Value (CHF m)	% of Total Assets
 UpstreamBio	Monoclonal antibody targeting TSLP receptor in allergic and inflammatory diseases	Phase I	Private	433*	7.1	30.7	1.8
 argenx	Drugs for the treatment of severe autoimmune diseases (MG, ITP, PV & PF, CIPD)	Market	ARGX	19'941	0.2	30.4	1.8
 biohaven	Development of drugs for treatment of neurological disorders based on Kv7 ion channel modulation and extracellular target degrader platform technology	Phase II	BHVN	2'883	0.9	25.4	1.5
 numab Drug Innovators	Next-generation multi-specific antibody platform for cancer and inflammation	Phase I	Private	288*	7.7	22.1	1.3
 NKT	Developing small molecule oncology medicines (eg HIF2a inhibition)	Phase I/II	Private	400*	5.3	21.2	1.3
 drenbio	Antibody-based platform to deplete cells and other disease-causing agents	Phase I/II	Private	236*	8.1	19.1	1.1

Largest Private Equity Investments

154

Swixx BioPharma

- Full representation services for pharma/biotech in CEE (Central and Eastern Europe)
- Profitable company with net sales expected to exceed EUR 900m in 2023; targeting to reach low-double digit EBITDA margin
- Over 1'200 employees as of H1 2023

47

Neurelis

- Nasal Diazepam (Valtoco®) approved with orphan status in managing breakthrough epilepsy seizures
- USD 100+ net sales in the US, and market leader in the space
- Pipeline of other neurology pipeline assets (novel drugs and generic medicines)

47

Fangzhou (Jianke)

- China's leading B2C SmartCare service platform for chronic diseases management
 - Closed strategic cooperation with Santen, Menarini, Zelgen, Novartis, Pfizer and many other pharmaceutical companies
 - Achieved revenues of CNY 2.2 billion in 2022 (US\$ 300 million); Co. anticipates positive non-GAAP net income for H1 2023
- Data as of 31 December 2023, Bookvalue in CHF million

31

ConnectRN

- Tech-enabled platform providing online community and work opportunities to healthcare professionals
- Rapid uptake in the long-term care market with additional business lines in home health care and hospital staffing
- Collaboration with Amedisys (now United Health) is developing well and has been the base for home health market expansion

31

Upstream Bio

- Acquired UPB-101 from Astellas, a clinical-stage monoclonal antibody targeting TSLP Receptor. Clinically validated target in asthma
- The only mechanism of action that showed efficacy in low-Th2 asthma - follower of Amgen's market approved Tezspire®

21

NiKang Therapeutics

- Developing small molecules for oncology capitalizing on structure-based drug design. NKT2152 is a HIF2α inhibitor. Phase 1/2 dose escalation and expansion trials ongoing in advanced renal cell carcinoma (RCC) – possible expansion into other solid tumors
- Co. is working on leads against KRAS G12D (common genetic mutation in cancer)

Largest Public Equity Investments

232

Cathay Biotech

- Synthetic biology company: long-chain dicarboxylic acids / bio-based diamine 5 & bio-based polyamide / polyesteramide
- Profitable with revenues of CNY 2.4 billion (US\$350m) for 2022
- Significant collaboration (equity & supply contract) with CMG; contract worth up to several hundred-million-dollar revenue

58

Harmony Biosciences

- Narcolepsy (with and without cataplexy)
- Wakix™ (Pitolisant) approved in the US and in the EU for narcolepsy (with or without cataplexy)
- Unlike other wake-promoting agents, Wakix is not scheduled as a DEA controlled substance

30

Argenx

- Drugs for autoimmune diseases – lead drug market approved VYVGART for the treatment of myasthenia gravis (gMG) – with potential indication expansion
- Novel antibody-based therapies, combining the diversity of the llama immune system with antibody engineering

20

Insmed

- Marketed product ARIKAYCE used for the treatment of Mycobacterium avium complex lung disease as part of a combination antibacterial drug regimen
- Its clinical-stage pipeline includes brensocatic and treprostnil palmitil inhalation powder (TPIP). Phase III data for Brensocatic in non-cystic fibrosis bronchiectasis/NCFBE anticipated in Q2 2024

16

Mineralys Therapeutics

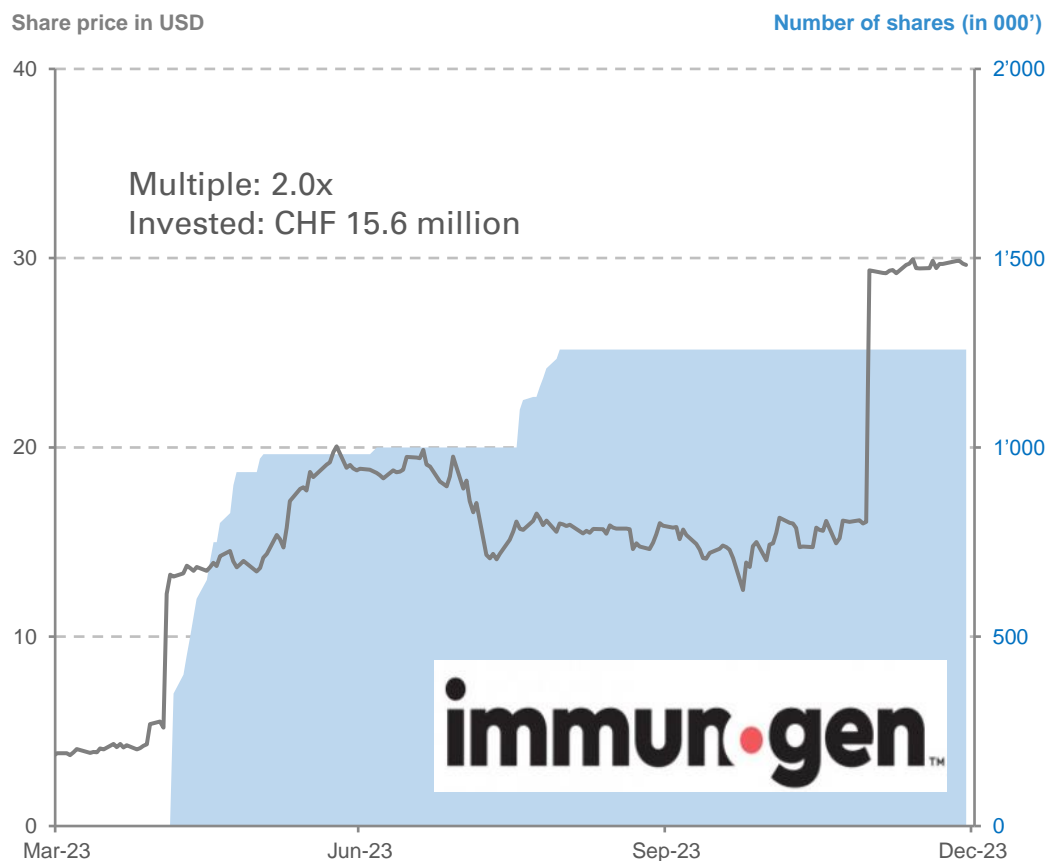
- Targeted approach for the treatment of uncontrolled and hypertension and chronic kidney disease
- MLS-101 is an Aldosterone synthase inhibitor that showed significant effect size in a proof of concept trial
- Pivotal clinical trials for hypertension will start in 2023 (readout 2024 & 2025); phase II - chronic kidney disease - starts in H2 23

13

Vicore

- Clinical-stage biotechnology company focussed on developing innovative medicines in severe diseases
- The company released new clinical data of C21 in idiopathic pulmonary fibrosis (IPF) patients. C21 could potentially be the first IPF drug that turns this deadly disease into a survivable one

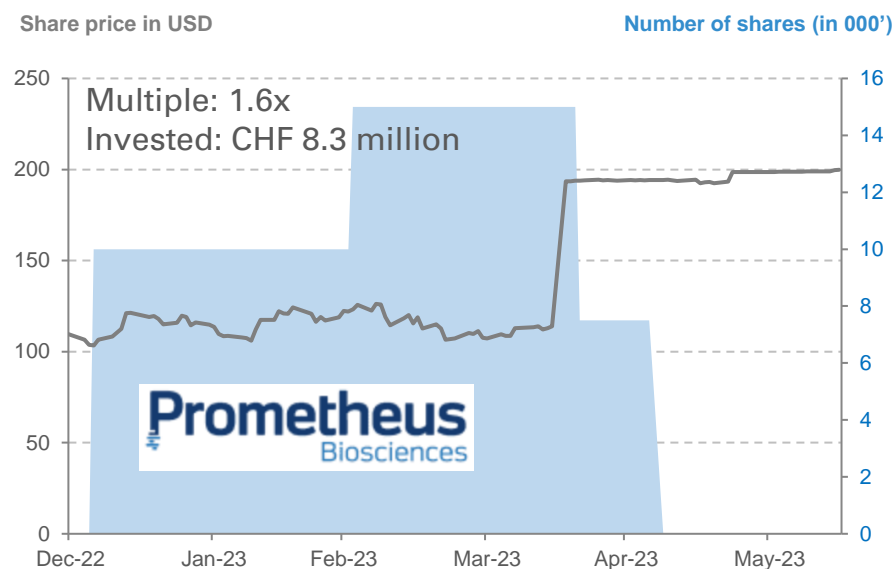
M&As in the HBM Portfolio in 2023



ImmunoGen

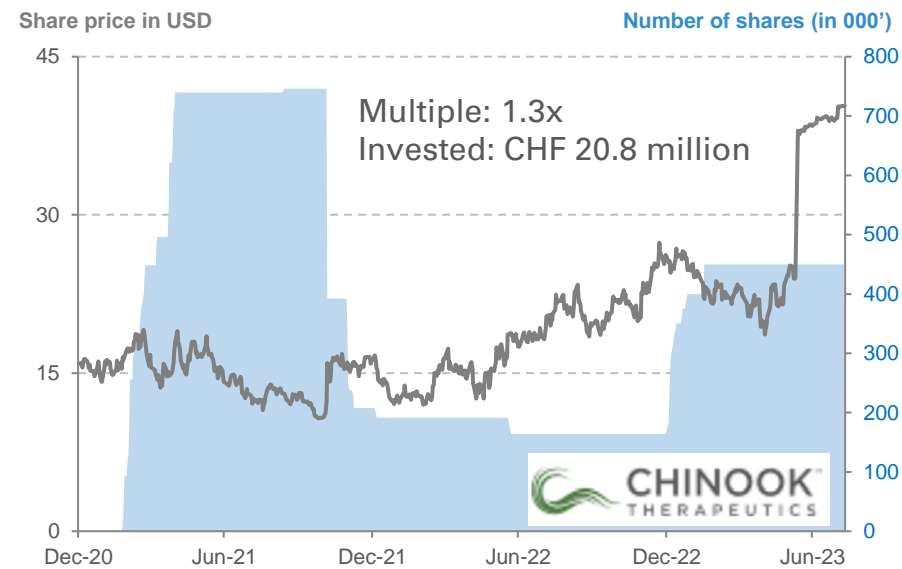
- Acquired for \$10 billion by AbbVie
- The Immunogen-AbbVie deal was driven by the appeal of ImmunoGen's cancer therapy ELAHERE, which received accelerated FDA approval for the therapy of advanced ovarian cancer in November 2022, and looks set to obtain full approval in 2024.
- ELAHERE belongs to a new class of drugs called antibody-drug conjugates (ADCs). ADCs are fast-growing, innovative biopharmaceutical products that specifically target cancer cells, while protecting the healthy cells and thus improving treatment effectiveness.
- ELAHERE is a first-in-class ADC targeting folate receptor alpha (FRa), a cell-surface protein over-expressed in a number of epithelial tumors, including ovarian, endometrial, and non-small-cell lung cancers.

M&As in the HBM Portfolio in 2023



Prometheus

- Acquired for nearly \$11 billion by Merck & Co
- Therapeutic products for the treatment of immune-mediated diseases, inflammatory bowel disease (colitis ulcerosa, morbus crohn)
- Lead product candidate, PRA023, is a humanized IgG1 monoclonal antibody (mAb) that has been shown to block the tumor necrosis factor (TNF)



Chinook

- Acquired for over \$3 billion by Novartis
- Precision medicines for kidney diseases
- Lead product candidate, atrasentan, is a potent and selective endothelin A (ET_A) receptor antagonist
- Atrasentan is in phase III trials for the treatment of IgA nephropathy (IgAN) and proteinuric glomerular diseases

Strategic Fund Investments

Sector Focus (Early Stage Genomics and Medical Devices)

HBM Genomics

Vintage: 2015 | Commitment: \$22 m | TVPI 2.0x | Ownership: 100%

Early and development stage opportunities in Genomics

Access to early-stage investments in later rounds. Network of top Silicon Valley investors and companies with a focus on genomics



Co-investments



Medfocus Fund II

Vintage: 2005 | Commitment: \$26 m | TVPI 2.4x | Ownership: 100%

Incubator and accelerator concept, selective later stage investments in the medical device space

Access to promising early-stage investments in later rounds; "raised" by successful entrepreneurs



Co-investments



Geographic Focus (China and India)



6 Dimension Capital



Vintage: 2018 | Commitment: \$25 m | TVPI 2.0x | Ownership: 5%



VC with capabilities in China and U.S. to access innovation and build category leaders in healthcare sectors



WuXi Healthcare Ventures II

Vintage: 2015 | Commitment: \$20 m | TVPI 0.9x | Ownership: 7%

Access to early-stage investment opportunities with a focus on China

C-Bridge Capital IV

Vintage: 2018 | Commitment: \$10 m | TVPI 1.5x | Ownership: 1.3%

Invest and build quality platform companies currently missing in China



Tata Capital Fund I

Vintage: 2015 | Commitment: \$10 m | TVPI 1.3x | Ownership: 67%

Growth and expansion investments in Indian healthcare companies



Selected funds (based on quarterly numbers), data as of 31 December 2023

Latest IPOs from Private Equity Portfolio

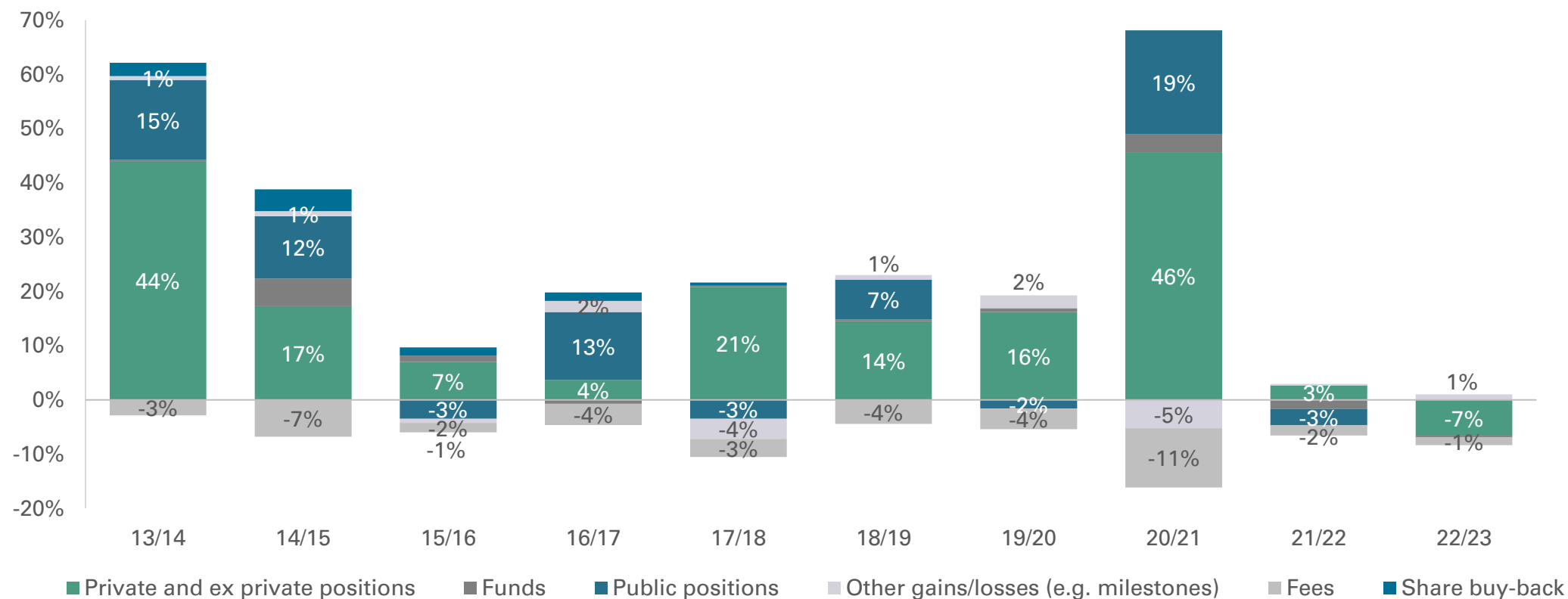
Company	Year of IPO	\$ Amount Invested Private	Multiple to IPO Price	\$ Amount Invested at IPO	Post IPO Performance (until end of Period or Sale)
Arrivent Biopharma	2024	12.0	1.10x	6.8	-8%
Mineralys Therapeutics	2023	19.0	2.45x	0.3	-23%
Acrivon Therapeutics	2022	8.0	0.89x	0.0	-27%
IO Biotech	2021	23.2	1.47x	4.6	-89%
Pyxis Oncology	2021	6.0	1.53x	2.4	-72%
Monte Rosa Therapeutics	2021	14.0	2.44x	8.0	-78%
Ambrx	2021	20.0	1.56x	14.0	-55%
Werewolf Therapeutics	2021	5.0	2.00x	2.4	-61%
Connect Biopharma	2021	10.0	1.55x	5.1	-87%
Instil Bio	2021	12.5	3.10x	6.0	-97%
Longboard	2021	10.0	2.20x	8.0	30%
Seer	2020	2.8	2.40x	0.1	23%
BioAtla	2020	11.5	2.69x	17.6	-81%
Galecto	2020	11.8	1.48x	5.0	-84%
C4 Therapeutics	2020	4.0	2.22x	5.7	75%
Harmony Biosciences	2020	36.4	2.96x	3.9	63%
Cathay	2020	38.0	14.02x	0.0	-45%
iTeos Therapeutics	2020	7.9	2.42x	10.0	150%
ALX Oncology	2020	5.0	2.00x	7.6	-10%
Arcutis	2020	15.0	1.46x	7.6	-49%
Viela Bio (Acquired by Horizon for \$3.1bn)	2019	20.0	1.19x	9.5	179%
SpringWorks Therapeutics	2019	12.0	1.90x	3.2	138%
Turning Point Therapeutics (Acquired by BMS for \$4.1bn)	2019	10.0	1.54x	4.5	322%
Y-mAbs	2018	23.3	1.71x	9.4	-5%
Principia (Acquired by Sanofi for \$3.7bn)	2019	12.0	1.18x	7.2	488%
ARMO Biosciences (Acquired by Eli Lilly for \$1.6bn)	2018	12.0	1.38x	10.0	194%
AnaptysBio	2017	7.0	2.02x	2.3	140%
Advanced Accelerator Applications (Acquired by Novartis for \$3.9bn)	2017	43.5	1.17x	4.8	413%

Data as of 30 April 2024

Contribution to Net Asset Value

Private and Ex Private Equity Positions Account for a Majority of Contribution

NAV change per year



Note: IPO allocations in previously private companies are attributed to P&L from private positions, Data as of March 2023

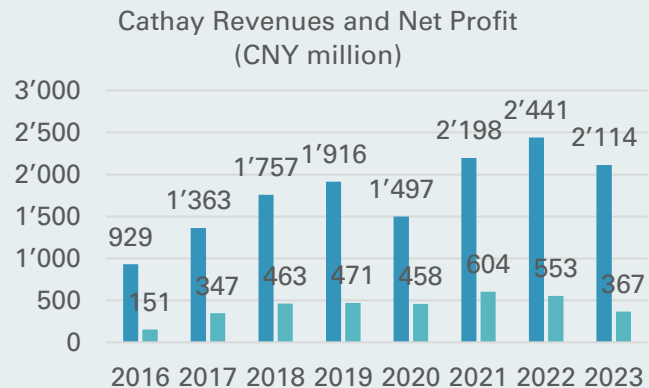


Case Studies HBM Portfolio Companies

Case Study Cathay Biotech



- Market cap: CNY 25.7 billion (CHF 3.2 billion), listed on Shanghai STAR Market since Aug 2020 (member of STAR 50 Index).
- Invested since May 2006: CNY 274 million (CHF 36 million) 7.1% ownership.
- Book value: CNY 1.6 billion (CHF 196 million) for 6.1% remaining ownership. One seventh of position sold during Sept to Dec 2023.



Source: Bloomberg and Company announcements;
Financial figures as of 26 February 2024, all others as of 31 March 2024

Company Profile

- Cathay was founded in 2000 and engages in the research, development, production and sales of new bio-based materials based on synthetic biology and other technologies utilising bio-manufacturing technology.

Investment Rationale

- Cathay is the leading supplier of biological long-chain dicarboxylic acids ("LCDA"), fine chemical intermediates, which are used for nylon, polyester, adhesives and organic solvents. The Company sells its products to domestic and overseas markets.
- Cathay's proprietary technology allows production of pentamethylene diamine (PDA) from sustainable resources and provides downstream bio-based polyamide products, such as Cathay's high-performance textile material TERRY^L® for broad applications in clothing, carpets, industrial yarns and other textile fields. Ecopent[®] is also a polyamide and can be used in the automotive and rail transit sectors, in electronics and electricals, in consumer and industrial goods, cable ties, film and others

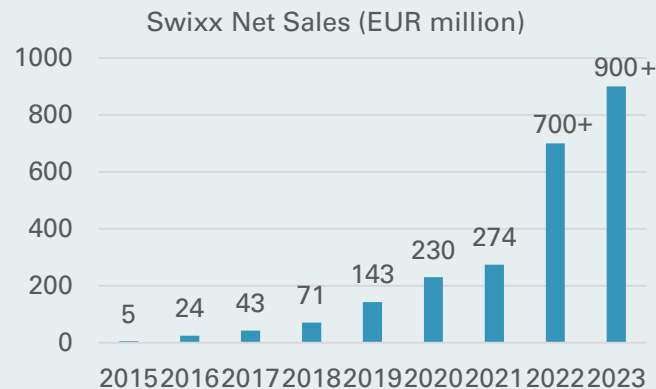
Achievements during Investment Period

- Company achieved revenue CAGR of 8% (since 2017) with a net profit margin of ~24% on average. Company reported subdued results for 2022 & 2023 amid COVID-induced headwinds and rising raw material costs. Revenue and net income reached CNY 2114 million (-13.4% vs 2022) and CNY 367 million (-33.7% vs 2022) respectively.
- Lately a significant strategic collaboration with China Merchants Group (CMG), worth up to several hundred-million-dollar revenue, for Cathay's bio-based polyamide business, had been announced.
- Profit taking in Cathay Biotech with one seventh of the position has so far led to initial gains and cash.

Case Study Swixx BioPharma



- HBM was the first institutional investor in the company along founders and management.
- Net sales exceeded EUR 900 million in 2023
- Significant ownership of 26.3% in the company (investment of EUR 34.8 million currently valued at EUR 179.8 million).



Data as of 31 March 2024

Company Profile

- Swixx BioPharma is designed to take over business from biopharma, OTC and medical device multinationals' companies in those countries, or therapeutic areas in Central and Eastern Europe (CEE) and Russia, where such firms choose not to enter, or to exit

Investment Rationale

- Unique business model in fast growing economic area. Experienced management team, well known from former investment in PharmaSwiss
- Solid client and revenue base with potential for massive growth
- Further expansion and growth opportunities in other geographies
- Active contribution to business development through HBM network
- Unrivalled market access capabilities, in particular for higher priced prescription medicines

Achievements during Investment Period (since 2017)

- Strong revenue growth from EUR 24 million (in 2016) to EUR 1bn in 2023 – coupled with growing profitability (from 2023-24 targeting low double-digit EBITDA margin)
- Over 1'300 employees by the end of 2023
- Geographical presence now expanding into Central Asia, Belarus and Greece
- Newest investor Merieux Equity Partners purchased 20.2% of Swixx in fall 2021

Exit

- IPO or trade sale possible

Case Study

Mineralys

Therapeutics



- HBM was lead investor in February 2021 financing round, and is represented on the board
- The company pursues a targeted approach for the treatment of hypertension and related diseases such as chronic kidney disease
- MLS-101 is an aldosterone synthase inhibitor that showed significant and clinical meaningful effect size in a proof of concept phase II clinical trial
- Pivotal clinical trials ongoing for hypertension (data readout in 2024/2025)
- Chronic Kidney Disease (CKD) clinical trial to start in 2024

Company Profile

- Mineralys Therapeutics is a private, clinical-stage biopharmaceutical company developing novel therapies for the treatment of hypertension and related diseases such as chronic kidney disease

Investment Rationale

- Lack of innovation in the area of hypertension for many years
- Mode of action provides new and complementary treatment modality
- 2nd generation of molecules provide for better safety and enzyme selectivity
- Spin out from pharma company with pharma like pre-clinical data package

Achievements during Investment Period (since 2021)

- Hiring of clinical, regulatory and finance team
- Successful phase II clinical trial confirming mode of action, dose dependency, effect size and safety
- USD 118m Series B financing round by outstanding US / EU syndicate at 90% higher valuation compared to Series A
- Successful \$220m IPO on US NASDAQ in February 2023
- Pivotal clinical trials in Hypertension ongoing
- 120m private placement financing in in February 2024
- Sufficient funds to complete all ongoing clinical trials

Case Study Upstream Bio



- Invested: USD 22.5 million for 7.1% ownership
- Book value: USD 36.5 million
- HBM invested in December 2020 Series A financing round, and is represented on the board
- Closed \$200 million Series B financing round in June 2023 led by Enavate Sciences and Venrock, including new investors Bain Capital & Wellington
- The company pursues a targeted approach for the treatment of asthma and related inflammatory diseases
- UPB-101 is a monoclonal antibody targeting TSLP-Rc which sits at the top of the inflammatory cascade
- Two Phase 2 trials in asthma and chronic rhinosinusitis with nasal polyps ongoing (CRSwNP)

Company Profile

- Upstream Bio is a private, clinical-stage biopharmaceutical company developing novel therapies for the treatment of asthma and related diseases

Investment Rationale

- Inflammation and immunology spans a number of overlapping indications with a high unmet medical need and a large market potential, as was demonstrated by the recent M&A activity in the space
- Limited treatment options available for patients with non-allergic asthma in particular
- Clinically validated MoA, with a potential to differentiate from the competition on the frequency of treatment
- Spin out from a pharma company with comprehensive pre-clinical and an early clinical data package

Achievements during Investment Period (since 2020)

- Hiring of clinical, regulatory and finance team
- Successful Ph1b clinical trial in asthma patients for dose finding and safety de-risking
- Clinical data from early trials in patients suggest the possibility to dose once every 6 months. This will offer significant benefit to patients over the currently used treatment options which are administered either every 2 or every 4 weeks
- Ongoing Phase 2 trial in CRSwNP will provide a near term proof of concept in a larger patient population
- Ongoing Phase 2 trial in asthma with a potentially registrational design should deliver a significant value inflection step for the company

Case Study Arrivent Biopharma



- Invested: USD 12.0 million for 3.0% ownership (3.4% post IPO)
- Last post money valuation of USD 400 million before IPO – current market capitalization at USD 597 million
- HBM invested in March 2023 Series B extension financing round, and was represented on the board until the IPO
- The company pursues a targeted approach for the treatment of lung cancer
- Furmonertinib, an EGFR tyrosine kinase inhibitor, is already approved in China as a 1st line treatment for classic mutations EGFR mutated non-small cell lung cancer (NSCLC) patients
- Registrational trial ongoing in 1st line treatment for exon20 mutant EGFR mutated NSCLC patients

Company Profile

- Arrivent Bio is a public, clinical-stage biopharmaceutical company developing novel therapies for the treatment of lung cancer

Investment Rationale

- Exon 20 and atypical mutation EGFR mutated NSCLC patients comprise an estimated 22% of all EGFR mutated NSCLC. These patients are poorly served by available therapies which are plagued by poor tolerability, and inability to enter the brain where many metastases occur
- Having already gone through clinical development in China, furmonertinib’s safety and efficacy profile are well defined
- ORR of 69% in 30 treatment-naïve patients, speaks well for the efficacy of the drug in 1L Exon20 mutations, while CNS penetration and a beneficial side effect profile set furmonertinib apart from the competition

Achievements during Investment Period (since March 2023)

- US FDA breakthrough designation was obtained for 1L treatment of exon 20 mutated EGFR mutant NSCLC patients. The ongoing global Phase 3 study is to read out in 2025.
- The fully enrolled Phase 1b trial in 60 TKI-naïve PACC mutation EGFR mutated NSCLC patients is planned to read out later this year
- First patient was dosed in the combination trial of furmonertinib with a SHP-2 inhibitor for EGFR TKI experienced classical EGFR mutant NSCLC
- The company raised USD 175 million in an IPO end of January 2024.

Healthcare Market Outlook

The market is well positioned for further upside given attractive relative valuations, which could be complemented by an acceleration in M&A activity

Tailwinds

- A new cycle of major biotech innovation and transformative technologies
- Financials provide some level of downside protection
- Accommodative FDA regulatory body allowing rapid development and approval of drugs
- Later-stage M&A activity expected to continue as large pharma companies still need to fill their pipelines and have plenty of cash to spend
- Private financing activities proved resilient so far amid high level of dry powder available

Headwinds

- Macropolitical uncertainties
- Market-wide shift from growth to value
- Biotech weakness continues amid Fed's higher-for-longer narrative
- Generalist money inflow remains muted (eg. ETF flows)
- IPOs have come to a halt after record-breaking 2021; limited secondary offerings
- Concern on the sustainability of drug pricing across the globe


















Expected Catalysts for 2024

Phase I		Phase II		Phase III		Approval
<p>Evorpacept: breast cancer, topline results phase Ib I-SPY trial evaluating evorpacept + Enhertu</p> <p>ALX ONCOLOGY</p>	<p>BI-1607: Phase I combination study with Trastuzumab</p> <p>BioInvent</p>	<p>Evorpacept: Results from full enrolment in phase II ASPEN-06 in gastric cancer in Q2 24</p> <p>ALX ONCOLOGY</p>	<p>Pitolisant: phase II POC study, myotonic dystrophy (DM1)</p> <p>H3 HARMONY BIOSCIENCES</p>	<p>Troriluzole: interim efficacy analysis, obsessive-compulsive disorder</p> <p>biohaven</p>	<p>FILSPARI (sparsentan): IgA nephropathy, SPARTAN study data evaluating Filspari as a first-line therapy</p> <p>TRAVERE</p>	<p>Brukina: Tislelizumab 1L+2L esophageal cancer</p> <p>BeiGene</p>
<p>Furmonertinib: proof-of-concept data in PACC EGFRm, non-small cell lung cancer</p> <p>ARRIVENT</p>	<p>Zenocutuzumab (MCLA-128): NRG1+ lung & pancreatic data</p> <p>Merus</p>	<p>BLU-222, CDK2 inhibitor, HR+/HER2-metastatic breast cancer, phase I/II VELA trial</p> <p>blueprint</p>	<p>Briquilimab: Chronic spontaneous urticaria Report initial Phase 2 BEACON data</p> <p>JASPER THERAPEUTICS</p>	<p>Taldefgrobep: Top-line data, spinal muscular atrophy</p> <p>biohaven</p>	<p>Zanidatamab (ZW25): phase III HERIZON-GEA-01 study in combination with chemotherapy and tislelizumab</p> <p>zymeworks</p>	<p>Wakix (pitolisant): H3 receptor antagonist/ inverse agonist Pediatric narcolepsy PDUFA date</p> <p>H3 HARMONY BIOSCIENCES</p>
<p>Sonrotoclax: B-Cell malignancies, MM, MDS, AML, additional phase I data readouts</p> <p>BeiGene</p>	<p>TERN-701: CML, interim phase 1 readout from initial dose cohorts</p> <p>TERNS</p>	<p>Barzolvolimab (CDX-0159): CIndU, 12-week primary endpoint data from phase II</p> <p>Celldex Therapeutics</p>	<p>MCLA-158: 1L HNSCC Interim Pembrolizumab combo phase I/II data</p> <p>Merus</p>	<p>IO102-IO103: Phase III interim analysis, First Line Advanced Melanoma</p> <p>IO BIOTECH</p>		<p>RP-L201: lentiviral gene therapy for LAD-I</p> <p>rocket PHARMA</p>
<p>BTK CDAC: B-Cell malignancies, additional phase I data readouts</p> <p>BeiGene</p>	<p>TERN-601: Obesity (GLP-1R), top-line phase 1 data readout in high BMI subjects</p> <p>TERNS</p>	<p>CDX-0159: CSU, 52-week data from phase II</p> <p>Celldex Therapeutics</p>	<p>Lorundrostat: ADVANCE-HTN trial phase II uncontrolled and resistant hypertension in H2 24</p> <p>MINERALYS</p>			<p>RP-L102: lentiviral gene therapy for FA. BLA filing is expected soon, FDA approval ~mid '24</p> <p>rocket PHARMA</p>
<p>BI-1808: Phase I combination study with Pembrolizumab</p> <p>BioInvent</p>	<p>GD2-SADA: Sarcoma, melanoma, SCLC phase I updated PK, tumor imaging data</p> <p>mAbs Therapeutics, Inc.</p>	<p>HexaBody-CD38: Phase I/II data for HexaBody vs subcut. Darzalex in hematological malignancies</p> <p>Genmab</p>	<p>C21: IPF final data in phase IIa</p> <p>vc core pharma</p>			

--- Private / ex-private companies
 -> separate colour for each company

Source: HBM Research, updated in April 2024

Main Catalysts for HBM Public Portfolio Co's

Company	Therapeutic area	Phase	Description of catalyst
 ALX ONCOLOGY	Oncology	II	Results from full enrollment in phase II ASPEN-06 in gastric cancer
 ARRIVENT	Oncology	Ib	Furmonertinib: proof-of-concept data in PACC EGFRm, non-small cell lung cancer
 biohaven	Neurology	III	Troriluzole: interim efficacy analysis, obsessive-compulsive disorder
 biohaven	Neurology	III	Taldefgrobep: Top-line data, spinal muscular atrophy
 Genmab	Oncology	I/II	HexaBody-CD38: data for HexaBody vs subcut. Darzalex in hematological malignancies
 H3 HARMONY BIOSCIENCES	Neurology	II	POC study of pitolisant in myotonic dystrophy (DM1)
 H3 HARMONY BIOSCIENCES	Neurology	III	TEMPO phase III study of pitolisant in Prader-Willi Syndrome
 OBIOTECH	Oncology	III	IO102-IO103: Phase III interim analysis, First Line Advanced Melanoma
 Merus	Oncology	I	Zenocutuzumab (MCLA-128): NRG1+ lung & pancreatic data
 Merus	Oncology	I/II	MCLA-158 (Petosemtamab): 1L HNSCC Interim Pembrolizumab combo data
 MINERALYS	Hypertension	II	Lorundrostat: ADVANCE-HTN trial phase II uncontrolled and resistant hypertension
 rocket pharma	Gene therapy	Approval	RP-L201, lentiviral gene therapy for LAD-I (Leukocyte Adhesion Deficiency)
 rocket pharma	Gene therapy	Approval	RP-L102, lentiviral gene therapy for Fanconi Anemia (FA)
 TRAVERE THERAPEUTICS	Nephropathy	Approval	FILSPARI (sparsentan): approval in IgAN (immunoglobulin A nephropathy)
 -mAbs Therapeutics, Inc.	Oncology	I	GD2-SADA: Sarcoma, melanoma, SCLC phase I updated PK, tumor imaging data
 zymeworks	Oncology	III	Zanidatamab (ZW25): 1L HER2+ GEA
 zymeworks	Oncology	Approval	Zanidatamab: Approval in 2L HER2+ BTC (biliary tract cancer)

Reasons to Invest

1. Investment in the innovation and the growth of the healthcare sector
2. Unique investment approach in private and emerging listed companies
3. Active contribution to performance
4. Compelling exit markets (M&A and IPO)
5. Attractive distribution policy

- Access to a well-diversified portfolio of private and listed healthcare companies with value increasing potential
- Experienced investment team with specialized sector expertise and proven track record
- Competitive edge over other investment vehicles focusing exclusively on private or listed investments
- Global orientation with focus on the US, but increasing allocation in emerging markets such as China and India
- Closed-end structure allows optimum exploitation of the value-increasing potential of healthcare companies with daily liquidity
- Lower correlation to public market portfolios thanks to the substantial private capital allocation
- Potential to achieve long-term capital growth with an attractive distribution policy (3-5% yield target)
- Solid balance sheet with low debt and strong capital
- Quarterly reporting with high level of transparency and direct access to the HBM portfolio management team



Appendix

Investor Informationen

Share Information

Swiss security number	1.262.725
German security number	984345
ISIN	CH0012627250
CUSIP	H 3553X112
Telekurs	126,126272
SIX Swiss Exchange Ticker	HBMN

Fees

Annual Management fee (paid quarterly)	0.75% of company net assets plus 0.75% of the company's market capitalisation
Performance fee (paid annually)	15% on increase in value above the highwater mark
High water mark (per share for all outstanding shares)	NAV of CHF 298.07

Largest shareholders

%	Shareholder	Notification
15-20	Nogra SA, Luxemburg	9.11.2016

Distribution policy

Withholding tax-exempt distribution yield of 3-5% p.a. (based on the share price) from par value repayment

Board of Directors



Hans Peter Hasler (2009)
Chairman

Swiss Federal Commercial Diploma. Various international management positions at Wyeth Pharmaceuticals, Biogen and Elan Corporation (1993 to 2013)



Mario G. Giuliani (2012)
Member

Economist. Executive positions and directorships at Giuliani SpA, Recordati SpA, and Nogra Group SA



Dr Elaine V. Jones (2021)
Member

Ph.D. in Microbiology. Formerly various management positions at Pfizer Ventures, EuclidSR Partners and GlaxoSmithKline



Dr Rudolf Lanz (2003)
Member

Economist and doctorate in law. Former Partner of The Corporate Finance Group and Head of Corporate Finance of Ernst & Young Switzerland (1980-2009)



Dr Stella X. Xu (2020)
Member

PhD in Immunology, BSc in Biophysics and Physiology. Managing Director of Quan Capital Management. Formerly various management positions at Roche and McKinsey & Co.

Management



Dr Andreas Wicki (2001)
CEO

Doctorate in chemistry and biochemistry.

Prior experiences as Chief Executive of several pharmaceutical companies (1988 to 2001), investment and venture capital advisor (1993 to 2001)



Erwin Troxler (2005)
CFO

Economist and Swiss Certified Accountant.

Prior experience as auditor at PwC (1996 to 2002) and account manager at Julius Baer Family Office (2002 to 2005)



Jean-Marc Lesieur (2001)
Managing Director HBM Cayman

Associate of the Chartered Institute of Bankers (ACIB trustee), a member of the Society of Trust and Estate Practitioners (STEP) and a Notary Public in the Cayman Islands. He was educated in the Cayman Islands and England.

Former director for Vontobel Private Equity Management Ltd



Dr Matthias Fehr (2002)
Head Private Equity

MSc and PhD in chemistry from ETH Zurich.

Former senior sell-side analyst at Lombard Odier for biotech and medical technology industries; former scientist at the Swiss Federal Institute of Technology



Dr Ivo Staijen (2003)
Head Public Equity

PhD in biotechnology from ETH Zurich and MSc in chemistry from the University of Groningen.

Previously senior biotechnology analyst at Bank Sarasin and department head at MDS Pharma Services

Private Equity Team



Dr Alexander Asam, MBA (2007)
Investment Advisor

MBA from ASTON Business School, Birmingham and MSc and PhD in chemistry from University of Heidelberg.

Former managing director and partner at Deutsche Venture Capital / Deutsche Bank. Various positions at Hoechst, Aventis and LION Bioscience



Dr Priyanka Belawat (2007)
Investment Advisor

PhD in molecular biology and genetics from the University of Zurich and a post-doc at HKUST.

Over 18 years of experience in venture and private equity investing in healthcare space and life sciences research



Dr Emil Bujak, CFA (2015)
Advisor to HBM Partners

PhD and MSc in Medicinal and Industrial Pharmaceutical Sciences from ETH Zurich. Chartered Financial Analyst (CFA) since 2019.

Prior experience as a registered pharmacist and in antibody technology research at Philogen



Dr Michael Buschle (2017)
Advisor to HBM Partners

PhD from University of London. Research at St. Jude's Children's Research Hospital, Boehringer Ingelheim-owned Institute of Molecular Pathology, Vienna.

Co-founder of Intercell with successful IPO, CSO of Glenmark Pharma



Dr Romain Kooger (2020)
Investment Advisor

PhD and postdoc in biophysics and microbiology at ETH Zurich. BSc and MSc in biochemistry from the university of Geneva with an emphasis on chemistry and neurosciences.

Year-long research internships at Leiden University and Nanjing University



Dr Chandra P. Leo, MBA (2007)
Investment Advisor

Doctor of Medicine from Freie Universität Berlin (Charité), MAS in Medicines Development from University of Basel, MBA with distinction from INSEAD.

Former postdoc at Stanford University, physician at University Hospital Leipzig and principal at Wellington Partners



Dr Asun Monfort (2020)
Investment Advisor

PhD in pharmaceutical development of innovative medicines from University of Navarra. Postdoc at the Stem Cell Institute in the University of Cambridge and postdoc at the Institute for Molecular Health Sciences at ETH.

Previously senior scientist at ETH



Dr Thomas Thaler (2006)
Investment Advisor Private & Public Equity

PhD in life sciences and MSc in biochemistry and MBA from ETH Zurich.

Previously senior equity analyst at Bank Julius Baer and in senior management positions with Sulzer Medica, Schneider and Boston Scientific



Raphael Weibel (2018)
Head Risk Management

Bachelor in Business and Economics and a Bachelor in Geography from Zurich University

Prior positions in auditing at KPMG and banking at Reichmuth & Co. Privatbank. Has previously worked in medical regulatory affairs

Public Equity Team



Steve Chen, CFA (2019)
Investment Advisor (Hong Kong)

MBA from Wharton Business School, MSc in Biochemistry and Molecular Biology from Georgetown and BSc from Nankai University.

Previously managed trading portfolio for Barclays (NY) and Huatais' HK subsidiary and was PM for a large closed-end listed fund in China



Thomas Heimann (2010)
Head Operations & Investment Solutions

MSc and BSc in Banking & Finance from the Lucerne University of Applied Sciences.

Previously in investment analysis and valuation and in client advisory at a Swiss bank



Gavin MacGregor (2017)
Investment Advisor

1st Class BSc in Biomedical Sciences, University of Manchester and a Chartered Management Accountant (CIMA).

Previously senior global healthcare analyst at Martin Currie Investment Management, European pharma analyst at Credit Suisse and Lehman Brothers



Miranda Guo (2020)
Investment Advisor (Hong Kong)

MSc in Biomedical Engineering from the Chinese University of HongKong.

Previously PE investment manager at LEPU Medical Technology and investment analyst at BGI Genomics



Michael Jasulavic (2012)
Advisor (USA)

MSc in Medical Science from MCP/Hahnemann University

Previously biotechnology analyst at Traxis Partners, Sivik Global Healthcare and Jefferies Asset Management



Miles Schofield (2007)
Trading & Execution

Bachelors of Science (Hons) degree from the Open University UK.

Previously in US Equities Middle Office activities at Salomon Smith Barney and Citigroup



Mirjam Heeb (2019)
Investment Advisor

MSc in Molecular Biology from the University of Basel and McGill University, Montreal.

Previously senior portfolio manager of GAM Health Innovation Fund, senior manager with Vifor Pharma, analyst and portfolio manager at Bellevue Group



Ny Ken (2004)
Investment Control

Bachelor in business administration from Zurich University of Applied Sciences.

Previously in administrative functions at HBM Partners AG



Dr Shirin Schneeberger (2023)
Investment Advisor

PhD in Medical Neuroscience from the University Hospital Charité Berlin and MSc and BSc from ETH Zurich.

Over 7 years of experience in biomedical research and life science investments. One year research internship at Harvard Medical School.

Disclaimer

Marketing Communication

This document constitutes marketing material and is intended to be for information purposes only. The material is not intended as an offer or solicitation for the purchase or sale of any financial instrument and should therefore not be relied on for accounting, legal or tax advice, or investment recommendations. The timing of data shown herein and the frequency of official reports may differ. The data is correct on the publication date shown on all material. Please contact HBM for further explanation.

All statements, opinions and views contained in this document relating to future events or the possible future performance of the stock merely represent HBM's own assessment and interpretation of information that was available to it at the relevant time and are subject to change at any time without notice. No representation is made or assurance is given that such statements, opinions and views are correct, or that the underlying information is accurate. No responsibility or liability can be accepted for errors of fact, opinion or omissions. Reliance should not be placed on the views and information in the document when taking individual investment and/or strategic decisions.

Statements regarding the past performance may not be understood as indication for the current or future performance. The value of investments and the income therefrom may fluctuate. A good past performance may possibly not be repeated in the future. It is possible that the investor will not be paid back the full amount invested. Performance data does not take into account any commissions and costs charged when units of the Fund are issued and redeemed. An investment entails risks, which are fully described in the individual offering documents. Source of all performance data, unless otherwise stated: Bloomberg, net of fees.

The evaluation of securities and other instruments in this report is based on rates taken from the customary sources of financial information and may be updated without notice. Some information quoted was obtained from external sources HBM considers to be reliable. HBM cannot guarantee the adequacy, accuracy, timeliness or completeness of or be held responsible for errors of fact regarding such data and information obtained from third parties, and this data may change with market conditions. Third party data is owned or licensed by the data provider and may not be reproduced or extracted and used for any other purpose without the data provider's consent. Third party data is provided without any warranties of any kind. The data provider and HBM shall have no liability in connection with third party data.

HBM may be a data controller in respect of your personal data. For information on how HBM might process your personal data, please view our Privacy Policy available at hbmhealthcare.com/privacy-notice or on request should you not have access to this webpage.

Issued 06/2023 by HBM Healthcare Investments AG, Bundesplatz 1, 6300 Zug, Switzerland.

Contact Information

HBM Healthcare Investments Ltd

Bundesplatz 1

6301 Zug

Switzerland

Phone +41 41 710 75 77

Fax +41 41 710 75 78

investor.relations@hbmhealthcare.com

www.hbmhealthcare.com