

# Company Fact Sheet

April 2024 (Data as of 31 March 2024)

**HBM** Healthcare  
Investments

Unique investments in private and listed life sciences companies

## Profile

Swiss investment company with \$2.0 billion assets holding a global portfolio of emerging life sciences companies

<b>Unique</b> Swiss-based, permanent capital, healthcare-dedicated investment vehicle to invest in both private and public companies	<b>Investments</b> Focusing on growth companies in the biotech, medtech, diagnostic and health IT sectors	<b>Portfolio companies</b> Achieved proof of concept and/or major clinical and regulatory milestones prior to investment	<b>Expertise</b> Dedicated investment teams for private equity and public equity with a global industry network and external business advisors
<b>HBM strategy</b> Validated by over 65 trade sales or IPOs since 2010	<b>Portfolio mix</b> Lower volatility of NAV through private equity investments and opportunistic hedging	<b>Distribution</b> Attractive distribution policy with 3-5% yield target p.a. (based on the share price)	<b>Established in 2001</b> And SIX Swiss Exchange-listed since 2008 with approx. 3'900 shareholders

## Key Figures (in CHF, data as of 31 March 2024)

Total Assets	1'823 million
Net Assets (NAV)	1'704 million
Market Capitalisation	1'347 million

Share Price	193.60
NAV per share	248.10
Premium (+) / Discount (-)	-22.0%

LTM daily trading volume ~5'000 shares ~ 1.0 million

Number of issued shares	6.96 million
Number of shareholders	~ 3'900

## Performance

<b>Return</b>	<b>MTD</b>	<b>CYTD</b>	<b>3y p.a.</b>	<b>5y p.a.</b>	<b>10y p.a.</b>
NAV	0.4%	10.3%	-3.9%	9.2%	12.6%
Share Price	7.6%	6.0%	-13.5%	6.4%	14.5%

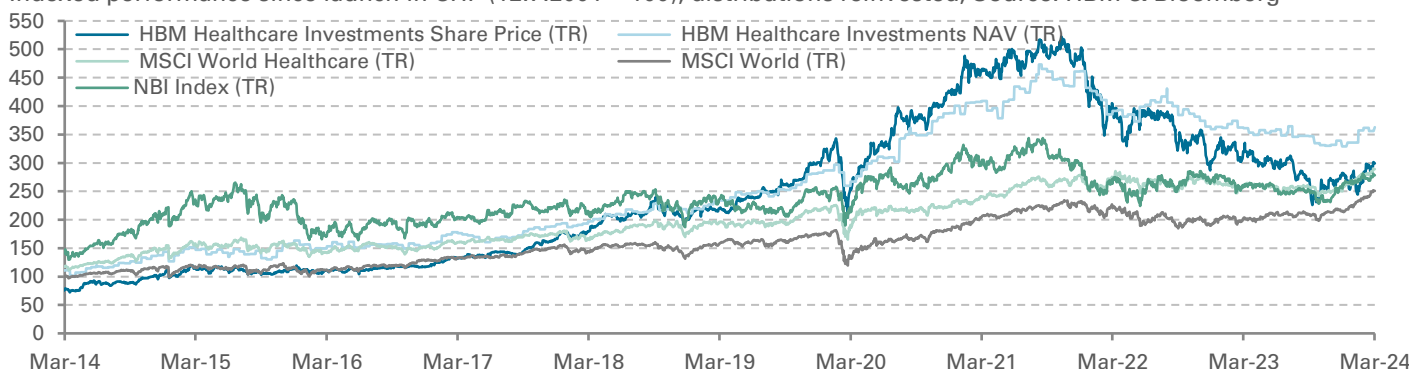
<b>Return by Year</b>	<b>2024</b>	<b>2023</b>	<b>2022</b>	<b>2021</b>	<b>2020</b>
NAV	10.3%	-8.3%	-21.7%	19.0%	36.7%
Share Price	6.0%	-5.4%	-37.8%	15.2%	40.5%

Total return, incl. cash distributions

<b>Distribution</b>	<b>2024</b>	<b>2023</b>	<b>2022</b>	<b>2021</b>	<b>2020</b>
in CHF	7.50*	7.50	9.70	12.50**	7.70
Yield in %	3.9%	3.5%	3.5%	3.8%	4.1%

\* Proposal to AGM on 17 June 2024 - payment in August 2024; \*\* includes special distribution of CHF 3.00 in 2021 to mark the 20th anniversary of HBM

Indexed performance since launch in CHF (12.7.2001 = 100), distributions reinvested, Source: HBM & Bloomberg



## Investment Approach

- Fundamental long with private and public healthcare investments
- Focus on companies with innovative platforms and drug candidates
- Bottom-up selection of investments with solid long-term growth potential
- HBM takes an active role and assumes entrepreneurial responsibility together with the management team

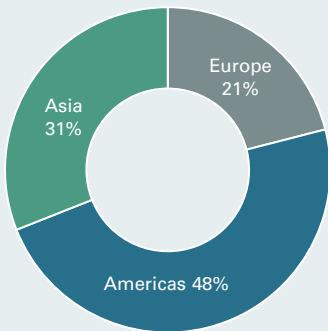
## Reasons to Invest

- Access to a diversified portfolio of private and listed healthcare companies with value increasing potential
- Global orientation with focus on the US, but increasing allocation in emerging markets such as China and India
- Closed-end structure allows optimum exploitation of the value-increasing potential of healthcare companies
- Lower correlation to public market portfolios thanks to the substantial private capital allocation

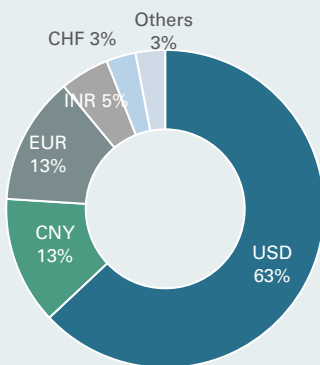
# Portfolio Summary

## April 2024

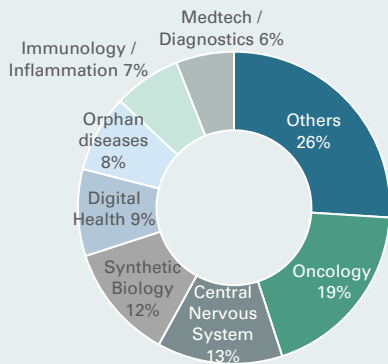
### By Geography



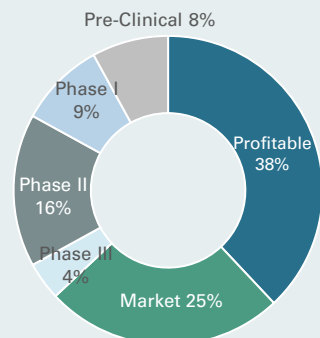
### By Currency



### By Therapeutic Area



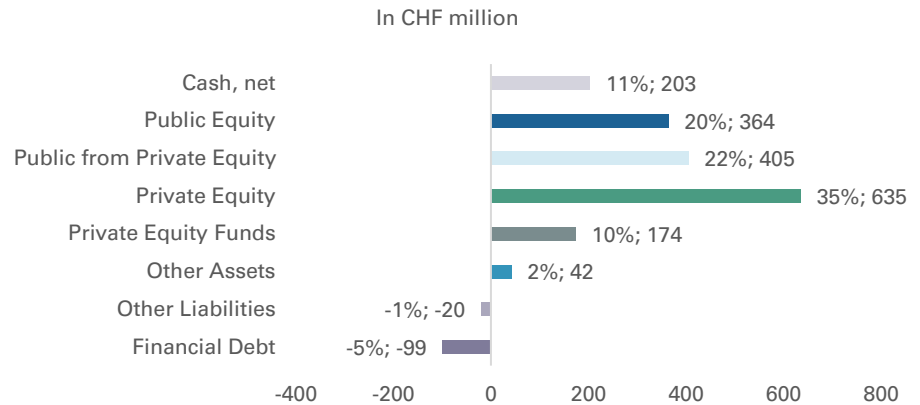
### By Development Stage



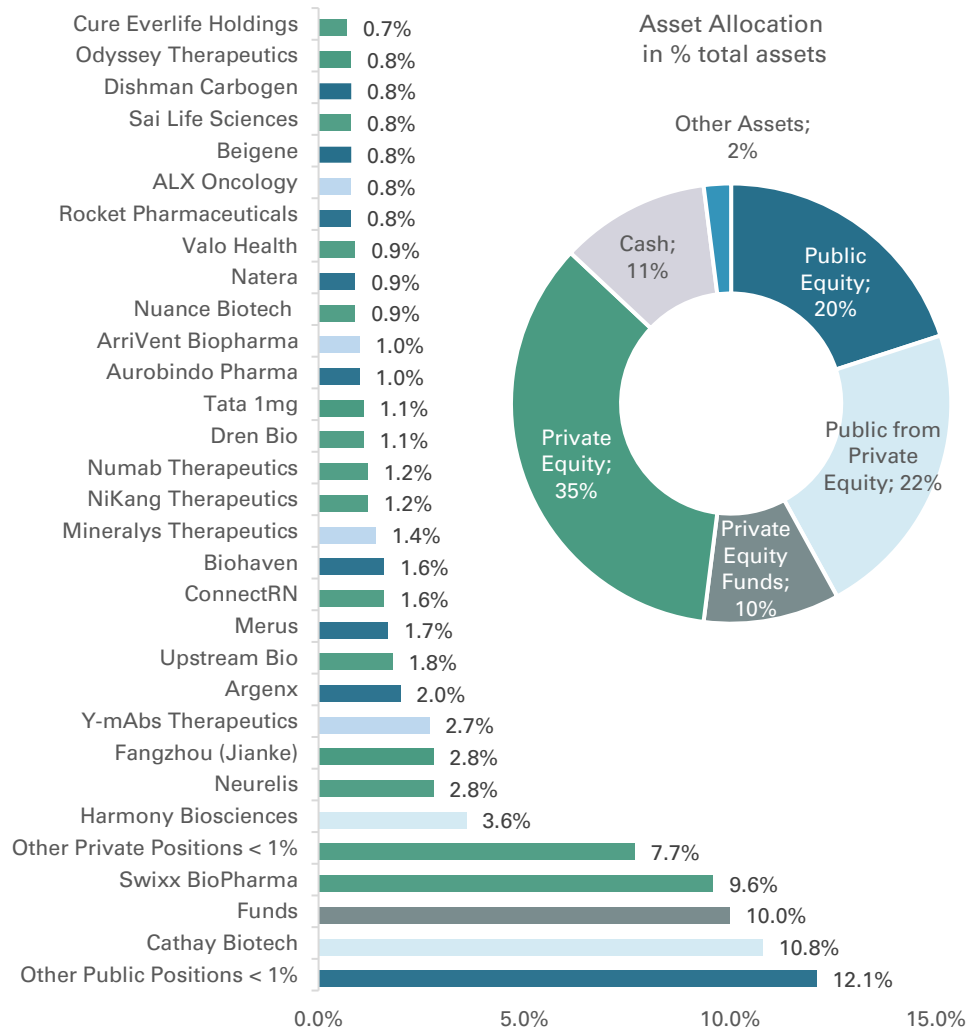
Data as of 31 March 2024

development stage: lead program by stage

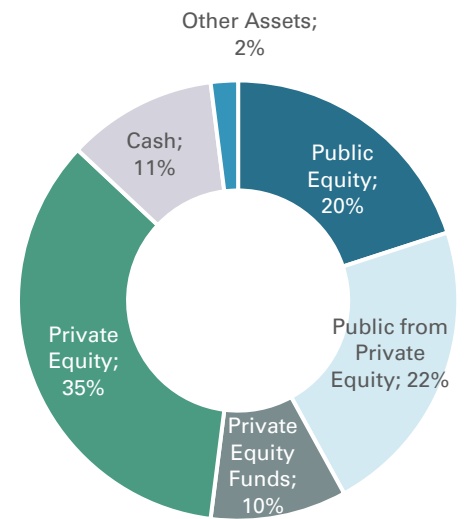
### Asset Allocation



### Diversified Portfolio



### Asset Allocation in % total assets



Data as of 31 March 2024, in % of total assets of CHF 1'823 million, Top 10: 39.4%

### Largest Investments

Company	Core Business	Company Stage	Ticker	Market Capitalisation (CHF m)	Ownership (%)	Book Value (CHF m)	% of Total Assets
 CATHAY INDUSTRIAL BIOTECH	Synthetic biology (long chain diacids, carbohydrates, special enzymes, green nylon)	Profitable	688065 CH (ex private)	3'212	6.1	196.2 <sup>1)</sup>	10.8
 Swixxo BioPharma <small>Modern Medicines for All</small>	Full representation of biopharma companies in central and eastern Europe	Market	Private	666*	26.3	174.9	9.6
 H3 HARMONY BIOSCIENCES, LLC	Drug for the treatment of narcolepsy (with and without cataplexy)	Profitable	HRMY (ex private)	1'720	3.8	65.0	3.6
 NEURELIS	Nasal spray for the treatment of epileptic seizures	Market	Private	493*	10.3	50.7	2.8
 健客 买正品药上健客 jianke.com	China's leading B2C SmartCare service platform (online pharmacy, chronic disease management service center)	Market	Private	934*	5.4	50.2	2.8
 -mAbs Therapeutics, Inc.	Radioimmunotherapy and antibody-based therapeutic cancer products	Market	YMAB (ex private)	642	7.5	48.3	2.7
 UpstreamBio	Monoclonal antibody targeting TSLP receptor in allergic and inflammatory diseases	Phase I	Private	464*	7.1	32.9	1.8
 argenx	Drugs for the treatment of severe autoimmune diseases (MG, ITP, PV & PF, CIPD)	Market	ARGX	22'255	0.2	35.5	2.0
 Merus	Bispecific antibody-based therapeutics for oncology	Phase I/II	MRUS	2'373	1.3	30.4	1.7
 biohaven	Development of drugs for treatment of neurological disorders based on Kv7 ion channel modulation and extracellular target degrader platform technology	Phase II	BHVN	4'001	0.7	28.4	1.6
 NKT	Developing small molecule oncology medicines (eg HIF2a inhibition)	Phase I/II	Private	428*	5.3	22.8	1.2
 NUMA Drug Innovators	Next-generation multi-specific antibody platform for cancer and inflammation	Phase I	Private	286*	7.8	22.1	1.2

1) Deferred tax on capital gain and VAT not included – separately accrued in the books of the company

\* Implied company valuation (for private companies)

# Company Fact Sheet

## May 2024

Unique investments in private and listed life science companies

### Information for Investors

Legal status	Closed-ended, listed investment company under Swiss law. Investments held through fully owned subsidiary in the Cayman Islands.
Listing	SIX Swiss Stock Exchange, Zurich
Ticker	HBMN
ISIN Number	CH0012627250
Trading liquidity	Daily, average daily trading volume of ~5'400 shares ~ CHF 1.0 million
Reporting currency	Swiss Franc (CHF)
Reporting frequency / NAV calculation	Quarterly financial reporting; Monthly fact sheet; Bi-monthly NAV publication (mid- and end of month), Ad-hoc media releases for potentially price sensitive information
Financial year end	31 March
Investment advisor	HBM Partners AG, Zug (Switzerland)
Prime Broker / Custodian	Morgan Stanley & Co International plc., London (UK); Bank of America Merrill Lynch, San Francisco (US); Standard Chartered Bank, Mumbai (IN); Citic Securities & Citic Bank, Shanghai (CN)
Auditor	Ernst & Young Ltd., Zurich
Inception Date	12 July 2001
Management fee	0.75% on net assets plus 0.75% on market capitalization, calculated and paid quarterly at the beginning of a quarter.
Performance fee	15% of increase of the net asset value above the high water mark, calculated and paid annually based on the audited year-end net asset value, provided that value increase is more than 5 %.
High water mark	NAV of CHF 298.07
Contact information	HBM Healthcare Investments AG, Bundesplatz 1, 6300 Zug, Switzerland Email: <a href="mailto:investor.relations@hbmhealthcare.com">investor.relations@hbmhealthcare.com</a>   <a href="http://www.hbmhealthcare.com">www.hbmhealthcare.com</a>

### Disclaimer

#### Marketing Communication

This document constitutes marketing material and is intended to be for information purposes only and should not be construed as an offer or solicitation for the purchase or sale of this stock.

No representation is made or assurance is given that statements, opinions and views made herein are correct, or that the underlying information is accurate. No responsibility or liability can be accepted for errors of fact, opinion or omissions.

Statements regarding the past performance may not be understood as indication for the current or future performance. The value of investments and the income therefrom may fluctuate. A good past performance may possibly not be repeated in the future. It is possible that the investor will not be paid back the full amount invested. Performance data does not take into account any commissions and costs charged when units of the Fund are issued and redeemed. An investment entails risks, which are fully described in the individual offering documents.

Some information quoted was obtained from external sources HBM considers to be reliable. HBM cannot guarantee the adequacy, accuracy, timeliness or completeness of or be held responsible for errors of fact regarding such data and information obtained from third parties, and this data may change with market conditions. The data provider and HBM shall have no liability in connection with third party data.

06/2023